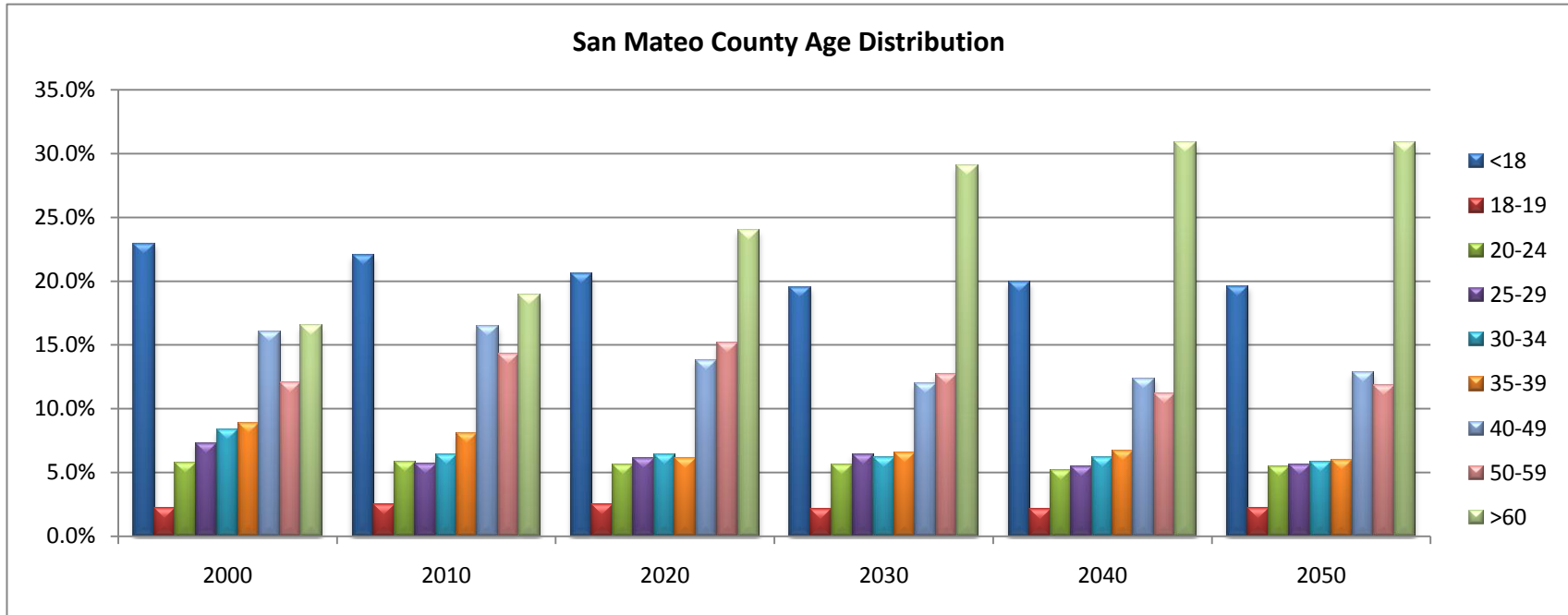
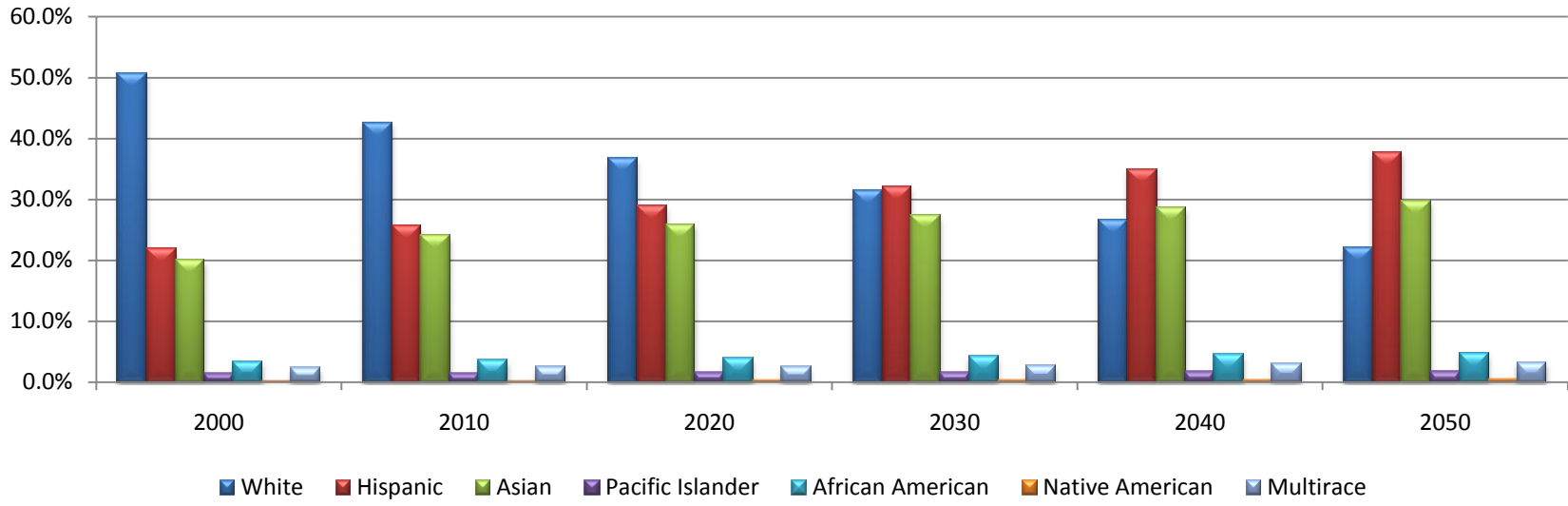


## San Mateo County Demographic Projections



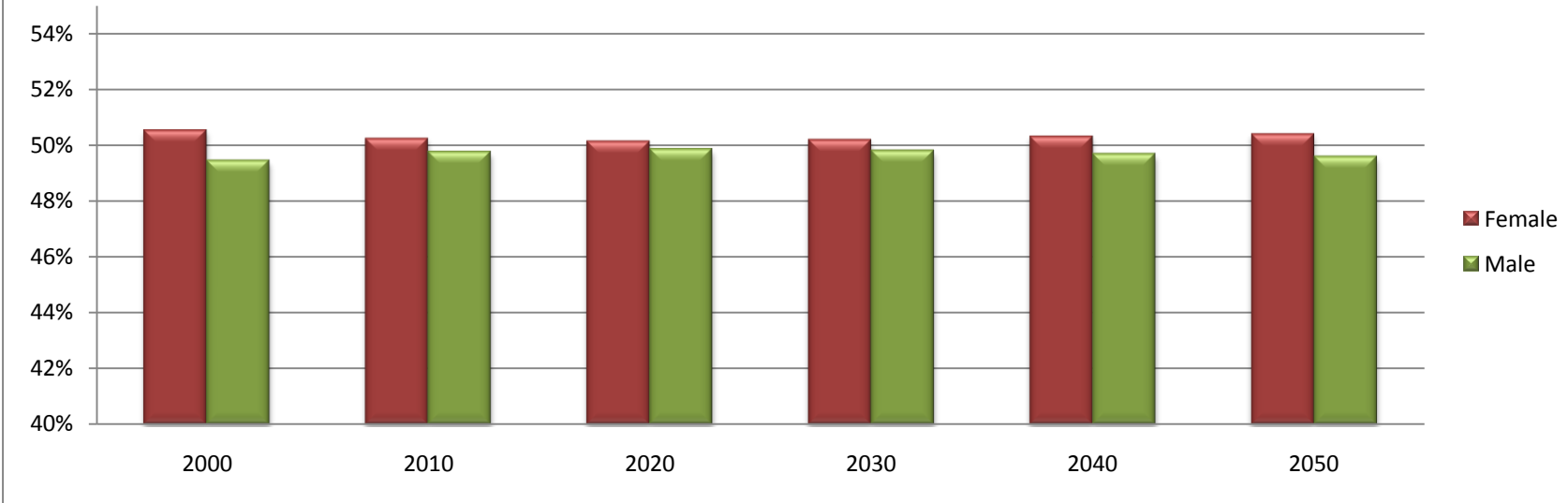
Age	2000		2010		2020		2030		2040		2050	
	Count	%	Count	%	Count	%	Count	%	Count	%	Count	%
<18	163,077	22.9%	162,208	22.0%	156,622	20.6%	153,654	19.5%	160,935	19.9%	160,462	19.6%
18-19	15,663	2.2%	18,149	2.5%	18,924	2.5%	16,577	2.1%	16,903	2.1%	17,891	2.2%
20-24	40,713	5.7%	42,932	5.8%	42,526	5.6%	44,120	5.6%	41,610	5.2%	44,576	5.4%
25-29	51,788	7.3%	41,833	5.7%	46,404	6.1%	49,894	6.3%	44,137	5.5%	45,801	5.6%
30-34	59,403	8.4%	47,062	6.4%	48,241	6.3%	48,471	6.2%	49,840	6.2%	47,349	5.8%
35-39	63,030	8.9%	59,017	8.0%	46,092	6.1%	51,065	6.5%	54,450	6.7%	48,748	6.0%
40-49	114,245	16.1%	121,355	16.5%	105,152	13.8%	94,030	12.0%	99,999	12.4%	104,885	12.8%
50-59	85,763	12.1%	105,079	14.3%	115,050	15.1%	99,845	12.7%	90,305	11.2%	96,482	11.8%
>60	117,349	16.5%	139,032	18.9%	182,444	24.0%	228,413	29.1%	249,408	30.9%	252,931	30.9%
total	711,031	100.0%	736,667	100.0%	761,455	100.0%	786,069	100.0%	807,587	100.0%	819,125	100.0%

**San Mateo County Ethnicity Distribution**



Ethnicity	2000		2010		2020		2030		2040		2050	
White	360,423	50.7%	313,992	42.6%	280,023	36.8%	247,584	31.5%	215,332	26.7%	181,005	22.1%
Hispanic	155,505	21.9%	188,420	25.6%	220,258	28.9%	252,514	32.1%	282,503	35.0%	309,348	37.8%
Asian	142,989	20.1%	177,034	24.0%	197,659	26.0%	215,191	27.4%	231,417	28.7%	244,287	29.8%
Pacific Islander	9,853	1.4%	10,510	1.4%	11,642	1.5%	12,533	1.6%	13,431	1.7%	14,353	1.8%
African American	24,288	3.4%	26,848	3.6%	30,463	4.0%	33,807	4.3%	36,538	4.5%	39,283	4.8%
Native American	1,605	0.2%	1,838	0.2%	2,351	0.3%	2,896	0.4%	3,442	0.4%	3,992	0.5%
Multirace	16,368	2.3%	18,025	2.4%	19,059	2.5%	21,544	2.7%	24,924	3.1%	26,857	3.3%

### San Mateo County Gender Distribution



Gender	2000		2010		2020		2030		2040		2050	
Female	359,449	50.6%	370,178	50.3%	381,852	50.1%	394,632	50.2%	406,407	50.3%	412,953	50.4%
Male	351,582	49.4%	366,489	49.7%	379,603	49.9%	391,437	49.8%	401,180	49.7%	406,172	49.6%

Source: [http://www.dof.ca.gov/HTML/DEMOGRAP/Data/RaceEthnic/Population-00-50/RaceData\\_2000-2050.php](http://www.dof.ca.gov/HTML/DEMOGRAP/Data/RaceEthnic/Population-00-50/RaceData_2000-2050.php)