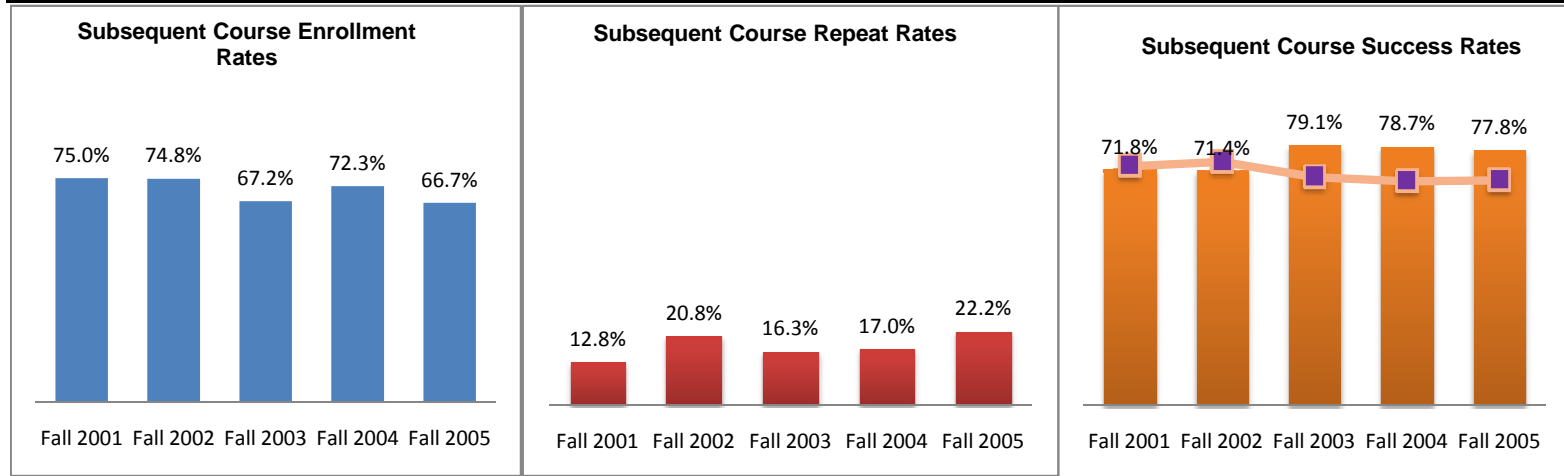


SKYLINE COLLEGE
Subsequent Course Enrollment, Repeat and Success Over Two Years
ESOL 400 to English 100 or English 105
Overall

Term	ESOL 400	English 100 or 105						
	Cohort	Subsequent Course Enrollment		Subsequent Course Repeat		Subsequent Course Success		None Cohort Course Success
		<i>Cnt</i>	<i>Prnt</i>	<i>Cnt</i>	<i>Prnt</i>	<i>Cnt</i>	<i>Prnt</i>	<i>Prnt</i>
Fall 2001	52	39	75.0%	5	12.8%	28	71.8%	72.8%
Fall 2002	103	77	74.8%	16	20.8%	55	71.4%	74.2%
Fall 2003	64	43	67.2%	7	16.3%	34	79.1%	69.5%
Fall 2004	65	47	72.3%	8	17.0%	37	78.7%	68.2%
Fall 2005	54	36	66.7%	8	22.2%	28	77.8%	68.5%
Total/Average	338	242	71.6%	44	18.2%	182	75.2%	69.5%



Source: SMCCCD Data Warehouse

Cohort: Number of transfer, degree, certificate seeking and undecided students in each fall term who enrolled and successfully completed ESOL 400 with a grade of A, B, C or CR.

Subsequent Course Enrollment: Number of students who successfully completed ESOL 400 and subsequently enrolled in either English 100 or English 105 during a five term period.

Subsequent Course Repeat: Number of students who repeated either English 100 or English 105 one or more times during a four term period.

Subsequent Course Success: Number of students who subsequently enrolled in either English 100 or English 105 and received an A, B, C or CR grade notation during a five term period. Students may have repeated the same transfer course one or more times during a four period term but only the highest grade is used to calculate the course success rate.

None Cohort Course Success: Percent of none basic skills students who enrolled and successfully completed English 100 or English 105 during a five term period. None basic skills students may have repeated the same transfer course one or more times during a four term period but only the highest grade is used to calculate the course success rate.

SKYLINE COLLEGE
Subsequent Course Enrollment, Repeat and Success Over Two Years
ESOL 400 to English 100 or English 105
 By Gender

FEMALE

Term	ESOL 400	English 100 or 105					
	Cohort	Subsequent Course Enrollment		Subsequent Course Repeat		Subsequent Course Success	
		<i>Cnt</i>	<i>Prnt</i>	<i>Cnt</i>	<i>Prnt</i>	<i>Cnt</i>	<i>Prnt</i>
Fall 2001	28	23	82.1%	3	13.0%	19	82.6%
Fall 2002	66	49	74.2%	10	20.4%	35	71.4%
Fall 2003	37	26	70.3%	1	3.8%	22	84.6%
Fall 2004	43	34	79.1%	6	17.6%	26	76.5%
Fall 2005	22	14	63.6%	2	14.3%	11	78.6%
Total/Average	196	146	74.5%	22	15.1%	113	77.4%

MALE

Term	ESOL 400	English 100 or 105					
	Cohort	Subsequent Course Enrollment		Subsequent Course Repeat		Subsequent Course Success	
		<i>Cnt</i>	<i>Prnt</i>	<i>Cnt</i>	<i>Prnt</i>	<i>Cnt</i>	<i>Prnt</i>
Fall 2001	24	16	66.7%	2	12.5%	9	56.3%
Fall 2002	37	28	75.7%	6	21.4%	20	71.4%
Fall 2003	27	17	63.0%	6	35.3%	12	70.6%
Fall 2004	22	13	59.1%	2	15.4%	11	84.6%
Fall 2005	32	22	68.8%	6	27.3%	17	77.3%
Total/Average	142	96	67.6%	22	22.9%	69	71.9%

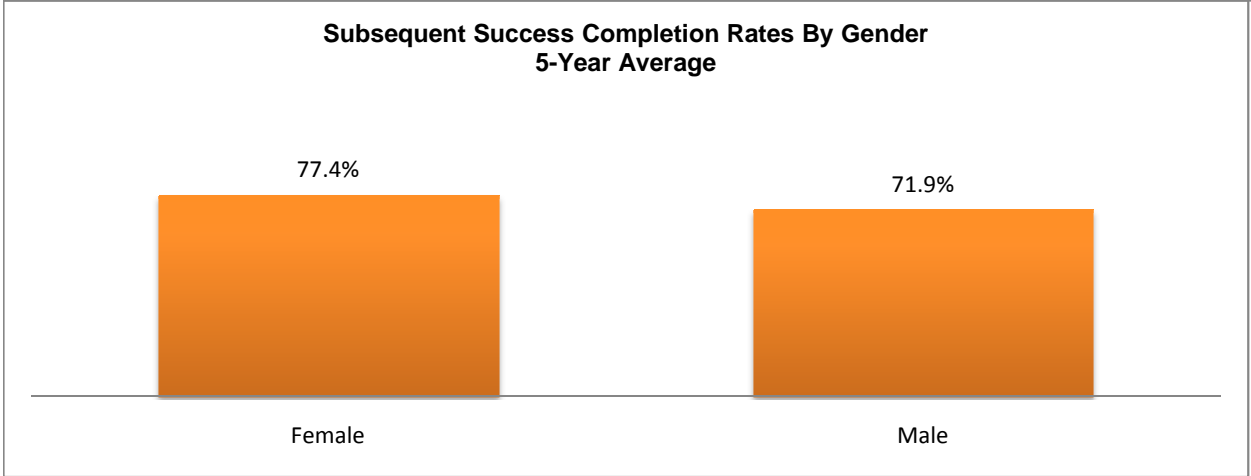
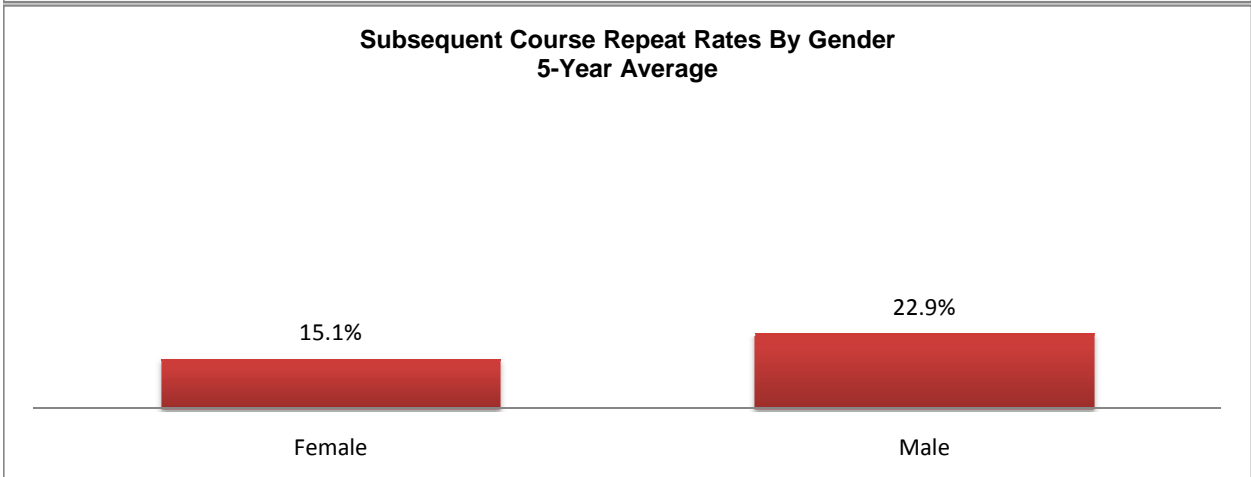
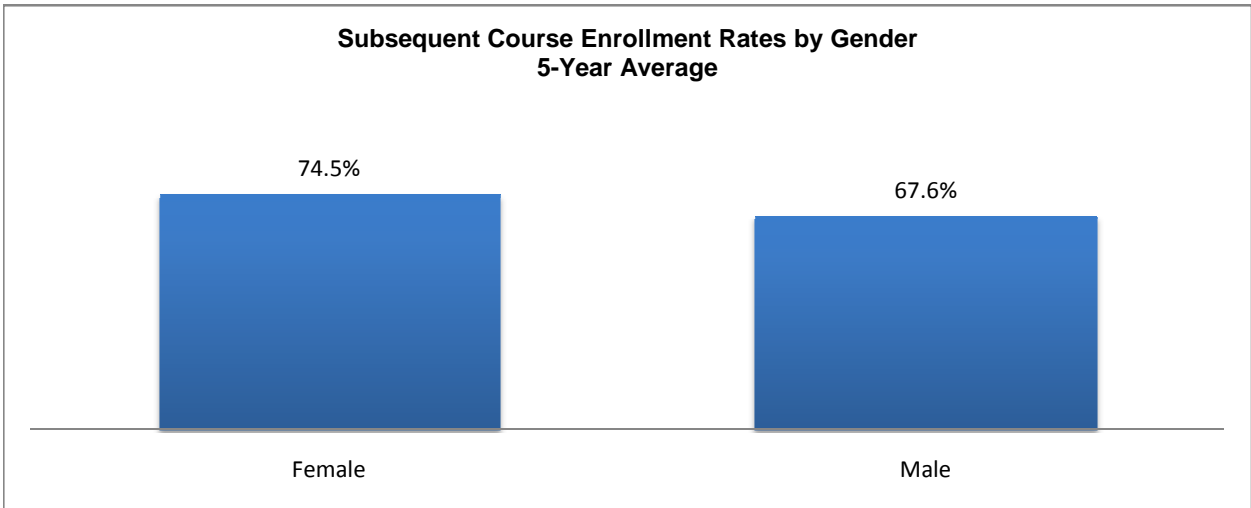
Source: SMCCCD Data Warehouse

Cohort: Number of transfer, degree, certificate seeking and undecided students in each fall term who enrolled and successfully completed ESOL 400 with a grade of A, B, C or CR.

Subsequent Course Enrollment: Number of students who successfully completed ESOL 400 and subsequently enrolled in either English 100 or English 105 during a five term period.

Subsequent Course Repeat: Number of students who repeated either English 100 or English 105 one or more times during a four term period.

Subsequent Course Success: Number of students who subsequently enrolled in either English 100 or English 105 and received an A, B, C or CR grade notation during a five term period. None basic skills students may have repeated the same transfer course one or more times during a four period term but only the highest grade is used to calculate the course success rate.



Source: SMCCCD Data Warehouse

Cohort: Number of transfer, degree, certificate seeking and undecided students in each fall term who enrolled and successfully completed ESOL 400 with a grade of A, B, C or CR.

Subsequent Course Enrollment: Number of students who successfully completed ESOL 400 and subsequently enrolled in either English 100 or English 105 during a five term period.

Subsequent Course Repeat: Number of students who repeated either English 100 or English 105 one or more times during a four term period.

Subsequent Course Success: Number of students who subsequently enrolled in either English 100 or English 105 and received an A, B, C or CR grade notation during a five term period. None basic skills students may have repeated the same transfer course one or more times during a four period term but only the highest grade is used to calculate the course success rate.

SKYLINE COLLEGE
Subsequent Course Enrollment, Repeat and Success Over Two Years
ESOL 400 to English 100 or English 105
 By Ethnicity

ASIAN/PACIFIC ISLANDER

Term	ESOL 400	English 100 or 105					
	Cohort	Subsequent Course Enrollment		Subsequent Course Repeat		Subsequent Course Success	
		<i>Cnt</i>	<i>Prnt</i>	<i>Cnt</i>	<i>Prnt</i>	<i>Cnt</i>	<i>Prnt</i>
Fall 2001	34	24	70.6%	3	12.5%	19	79.2%
Fall 2002	50	42	84.0%	8	19.0%	32	76.2%
Fall 2003	38	27	71.1%	5	18.5%	20	74.1%
Fall 2004	34	25	73.5%	6	24.0%	20	80.0%
Fall 2005	27	18	66.7%	6	33.3%	15	83.3%
Total/Average	183	136	74.3%	28	20.6%	106	77.9%

FILIPINO

Term	ESOL 400	English 100 or 105					
	Cohort	Subsequent Course Enrollment		Subsequent Course Repeat		Subsequent Course Success	
		<i>Cnt</i>	<i>Prnt</i>	<i>Cnt</i>	<i>Prnt</i>	<i>Cnt</i>	<i>Prnt</i>
Fall 2001	7	6	85.7%	2	33.3%	3	50.0%
Fall 2002	17	15	88.2%	3	20.0%	13	86.7%
Fall 2003	8	6	75.0%	1	16.7%	5	83.3%
Fall 2004	11	9	81.8%	1	11.1%	7	77.8%
Fall 2005	8	8	100.0%	1	12.5%	6	75.0%
Total/Average	51	44	86.3%	8	18.2%	34	77.3%

HISPANIC

Term	ESOL 400	English 100 or 105					
	Cohort	Subsequent Course Enrollment		Subsequent Course Repeat		Subsequent Course Success	
		<i>Cnt</i>	<i>Prnt</i>	<i>Cnt</i>	<i>Prnt</i>	<i>Cnt</i>	<i>Prnt</i>
Fall 2001	7	6	85.7%	0	0.0%	3	50.0%
Fall 2002	26	13	50.0%	4	30.8%	5	38.5%
Fall 2003	12	7	58.3%	1	14.3%	6	85.7%
Fall 2004	13	7	53.8%	0	0.0%	5	71.4%
Fall 2005	10	3	30.0%	0	0.0%	2	66.7%
Total/Average	68	36	52.9%	5	13.9%	21	58.3%

Source: SMCCCD Data Warehouse

Note: African American and Native American students are not included due to low count of students.

Cohort: Number of transfer, degree, certificate seeking and undecided students in each fall term who enrolled and successfully completed ESOL 400 with a grade of A, B, C or CR.

Subsequent Course Enrollment: Number of students who successfully completed ESOL 400 and subsequently enrolled in either English 100 or English 105 during a five term period.

Subsequent Course Repeat: Number of students who repeated either English 100 or English 105 one or more times during a four term period.

Subsequent Course Success: Number of students who subsequently enrolled in either English 100 or English 105 and received an A, B, C or CR grade notation during a five term period. None basic skills students may have repeated the same transfer course one or more times during a four period term but only the highest grade is used to calculate the course success rate.

WHITE

Term	ESOL 400	English 100 or 105					
	Cohort	Subsequent Course Enrollment		Subsequent Course Repeat		Subsequent Course Success	
		<i>Cnt</i>	<i>Prnt</i>	<i>Cnt</i>	<i>Prnt</i>	<i>Cnt</i>	<i>Prnt</i>
Fall 2001	4	3	75.0%	0	0.0%	3	100.0%
Fall 2002	6	4	66.7%	1	25.0%	3	75.0%
Fall 2003	5	3	60.0%	0	0.0%	3	100.0%
Fall 2004	5	4	80.0%	1	25.0%	3	75.0%
Fall 2005	7	5	71.4%	1	20.0%	3	60.0%
Total/Average	27	19	70.4%	3	15.8%	15	78.9%

OTHER

Term	ESOL 400	English 100 or 105					
	Cohort	Subsequent Course Enrollment		Subsequent Course Repeat		Subsequent Course Success	
		<i>Cnt</i>	<i>Prnt</i>	<i>Cnt</i>	<i>Prnt</i>	<i>Cnt</i>	<i>Prnt</i>
Fall 2001	0	0	-	0	-	0	-
Fall 2002	1	0	0.0%	0	-	0	-
Fall 2003	1	0	0.0%	0	-	0	-
Fall 2004	2	2	100.0%	0	0.0%	2	100.0%
Fall 2005	0	0	-	0	-	0	-
Total/Average	4	2	50.0%	0	0.0%	2	100.0%

UNREPORTED

Term	ESOL 400	English 100 or 105					
	Cohort	Subsequent Course Enrollment		Subsequent Course Repeat		Subsequent Course Success	
		<i>Cnt</i>	<i>Prnt</i>	<i>Cnt</i>	<i>Prnt</i>	<i>Cnt</i>	<i>Prnt</i>
Fall 2001	0	0	-	0	-	0	-
Fall 2002	1	1	100.0%	0	0.0%	1	100.0%
Fall 2003	0	0	-	0	-	0	-
Fall 2004	0	0	-	0	-	0	-
Fall 2005	2	2	100.0%	0	0.0%	2	100.0%
Total/Average	3	3	100.0%	0	0.0%	3	100.0%

Source: SMCCCD Data Warehouse

Note: African American and Native American students are not included due to low count of students.

Cohort: Number of transfer, degree, certificate seeking and undecided students in each fall term who enrolled and successfully completed ESOL 400 with a grade of A, B, C or CR.

Subsequent Course Enrollment: Number of students who successfully completed ESOL 400 and subsequently enrolled in either English 100 or English 105 during a five term period.

Subsequent Course Repeat: Number of students who repeated either English 100 or English 105 one or more times during a four term period.

Subsequent Course Success: Number of students who subsequently enrolled in either English 100 or English 105 and received an A, B, C or CR grade notation during a five term period. None basic skills students may have repeated the same transfer course one or more times during a four period term but only the highest grade is used to calculate the course success rate.



Source: SMCCCD Data Warehouse

Note: African American and Native American students are not included due to low count of students.

Cohort: Number of transfer, degree, certificate seeking and undecided students in each fall term who enrolled and successfully completed ESOL 400 with a grade of A, B, C or CR.

Subsequent Course Enrollment: Number of students who successfully completed ESOL 400 and subsequently enrolled in either English 100 or English 105 during a five term period.

Subsequent Course Repeat: Number of students who repeated either English 100 or English 105 one or more times during a four term period.

Subsequent Course Success: Number of students who subsequently enrolled in either English 100 or English 105 and received an A, B, C or CR grade notation during a five term period. None basic skills students may have repeated the same transfer course one or more times during a four period term but only the highest grade is used to calculate the course success rate.

SKYLINE COLLEGE
Subsequent Course Enrollment, Repeat and Success Over Two Years
ESOL 400 to English 100 or English 105
 By Age

18-22

Term	ESOL 400	English 100 or 105					
	Cohort	Subsequent Course Enrollment		Subsequent Course Repeat		Subsequent Course Success	
		<i>Cnt</i>	<i>Prnt</i>	<i>Cnt</i>	<i>Prnt</i>	<i>Cnt</i>	<i>Prnt</i>
Fall 2001	9	9	100.0%	2	22.2%	7	77.8%
Fall 2002	2	2	100.0%	0	0.0%	1	50.0%
Fall 2003	8	7	87.5%	0	0.0%	6	85.7%
Fall 2004	23	18	78.3%	2	11.1%	15	83.3%
Fall 2005	23	20	87.0%	4	20.0%	15	75.0%
Total/Average	65	56	86.2%	8	14.3%	44	78.6%

23-28

Term	ESOL 400	English 100 or 105					
	Cohort	Subsequent Course Enrollment		Subsequent Course Repeat		Subsequent Course Success	
		<i>Cnt</i>	<i>Prnt</i>	<i>Cnt</i>	<i>Prnt</i>	<i>Cnt</i>	<i>Prnt</i>
Fall 2001	20	13	65.0%	2	15.4%	8	61.5%
Fall 2002	61	52	85.2%	14	26.9%	35	67.3%
Fall 2003	33	23	69.7%	6	26.1%	17	73.9%
Fall 2004	21	15	71.4%	5	33.3%	12	80.0%
Fall 2005	10	9	90.0%	2	22.2%	8	88.9%
Total/Average	145	112	77.2%	29	25.9%	80	71.4%

29-39

Term	ESOL 400	English 100 or 105					
	Cohort	Subsequent Course Enrollment		Subsequent Course Repeat		Subsequent Course Success	
		<i>Cnt</i>	<i>Prnt</i>	<i>Cnt</i>	<i>Prnt</i>	<i>Cnt</i>	<i>Prnt</i>
Fall 2001	16	12	75.0%	0	0.0%	9	75.0%
Fall 2002	25	16	64.0%	2	12.5%	12	75.0%
Fall 2003	14	9	64.3%	1	11.1%	8	88.9%
Fall 2004	9	8	88.9%	1	12.5%	7	87.5%
Fall 2005	16	7	43.8%	2	28.6%	5	71.4%
Total/Average	80	52	65.0%	6	11.5%	41	78.8%

Source: SMCCCD Data Warehouse

Note: students age 15 to 17, 60+ or "unreported" are not included.

Cohort: Number of transfer, degree, certificate seeking and undecided students in each fall term who enrolled and successfully completed ESOL 400 with a grade of A, B, C or CR.

Subsequent Course Enrollment: Number of students who successfully completed ESOL 400 and subsequently enrolled in either English 100 or English 105 during a five term period.

Subsequent Course Repeat: Number of students who repeated either English 100 or English 105 one or more times during a four term period.

Subsequent Course Success: Number of students who subsequently enrolled in either English 100 or English 105 and received an A, B, C or CR grade notation during a five term period. None basic skills students may have repeated the same transfer course one or more times during a four period term but only the highest grade is used to calculate the course success rate.

40-49

Term	ESOL 400	English 100 or 105					
	Cohort	Subsequent Course Enrollment		Subsequent Course Repeat		Subsequent Course Success	
		<i>Cnt</i>	<i>Prnt</i>	<i>Cnt</i>	<i>Prnt</i>	<i>Cnt</i>	<i>Prnt</i>
Fall 2001	5	4	80.0%	1	25.0%	3	75.0%
Fall 2002	8	5	62.5%	0	0.0%	5	100.0%
Fall 2003	8	4	50.0%	0	0.0%	3	75.0%
Fall 2004	8	4	50.0%	0	0.0%	3	75.0%
Fall 2005	4	0	0.0%	0	-	0	-
Total/Average	33	17	51.5%	1	5.9%	14	82.4%

50-59

Term	ESOL 400	English 100 or 105					
	Cohort	Subsequent Course Enrollment		Subsequent Course Repeat		Subsequent Course Success	
		<i>Cnt</i>	<i>Prnt</i>	<i>Cnt</i>	<i>Prnt</i>	<i>Cnt</i>	<i>Prnt</i>
Fall 2001	2	1	50.0%	0	0.0%	1	100.0%
Fall 2002	6	2	33.3%	0	0.0%	2	100.0%
Fall 2003	0	0	-	0	-	0	-
Fall 2004	4	2	50.0%	0	-	0	-
Fall 2005	0	0	-	0	-	0	-
Total/Average	12	5	41.7%	0	0.0%	3	60.0%

Source: SMCCCD Data Warehouse

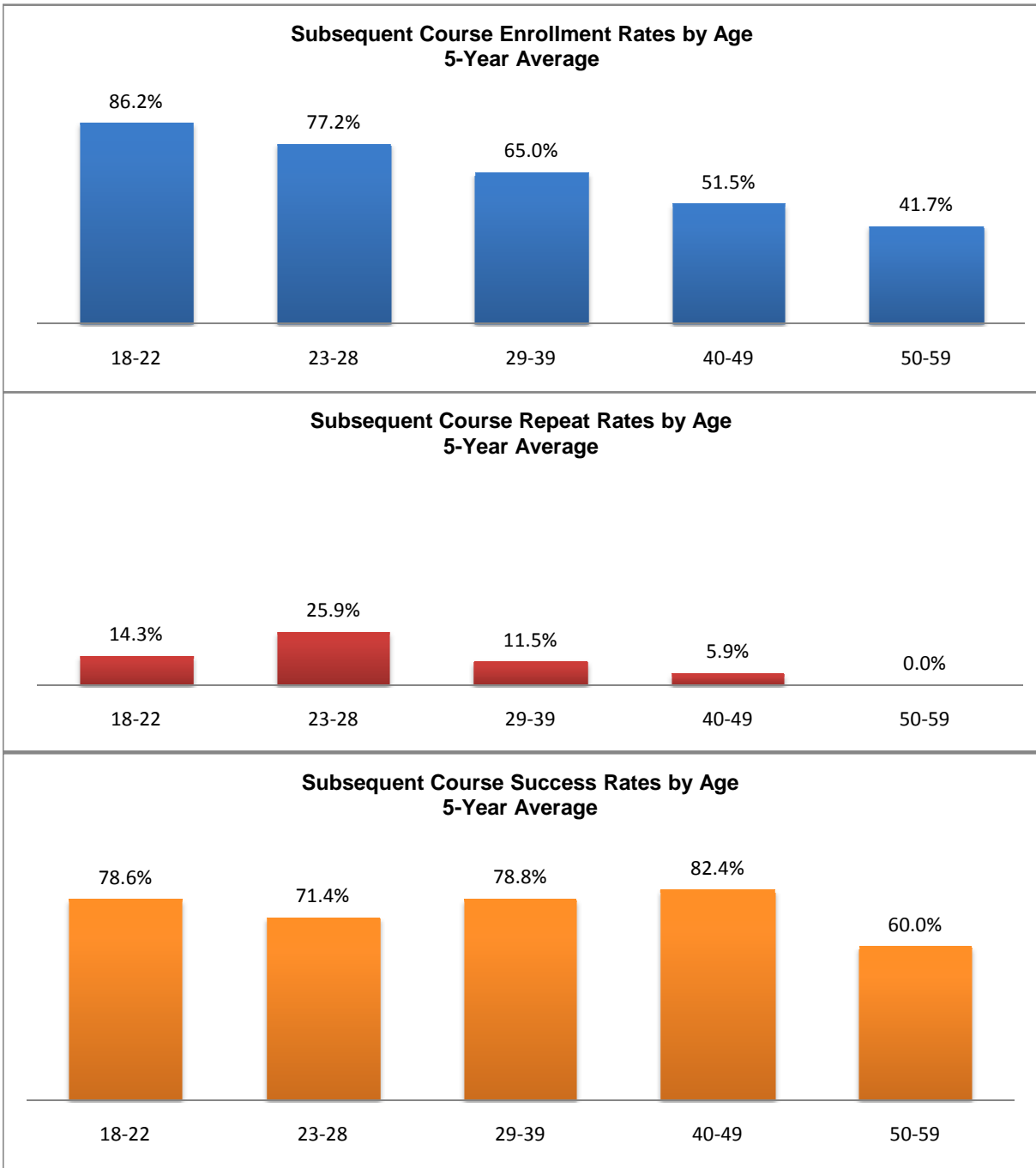
Note: students age 15 to 17, 60+ or "unreported" are not included.

Cohort: Number of transfer, degree, certificate seeking and undecided students in each fall term who enrolled and successfully completed ESOL 400 with a grade of A, B, C or CR.

Subsequent Course Enrollment: Number of students who successfully completed ESOL 400 and subsequently enrolled in either English 100 or English 105 during a five term period.

Subsequent Course Repeat: Number of students who repeated either English 100 or English 105 one or more times during a four term period.

Subsequent Course Success: Number of students who subsequently enrolled in either English 100 or English 105 and received an A, B, C or CR grade notation during a five term period. None basic skills students may have repeated the same transfer course one or more times during a four period term but only the highest grade is used to calculate the course success rate.



Source: SMCCCD Data Warehouse

Note: students age 15 to 17, 60+ or "unreported" are not included.

Cohort: Number of transfer, degree, certificate seeking and undecided students in each fall term who enrolled and successfully completed ESOL 400 with a grade of A, B, C or CR.

Subsequent Course Enrollment: Number of students who successfully completed ESOL 400 and subsequently enrolled in either English 100 or English 105 during a five term period.

Subsequent Course Repeat: Number of students who repeated either English 100 or English 105 one or more times during a four term period.

Subsequent Course Success: Number of students who subsequently enrolled in either English 100 or English 105 and received an A, B, C or CR grade notation during a five term period. None basic skills students may have repeated the same transfer course one or more times during a four period term but only the highest grade is used to calculate the course success rate.