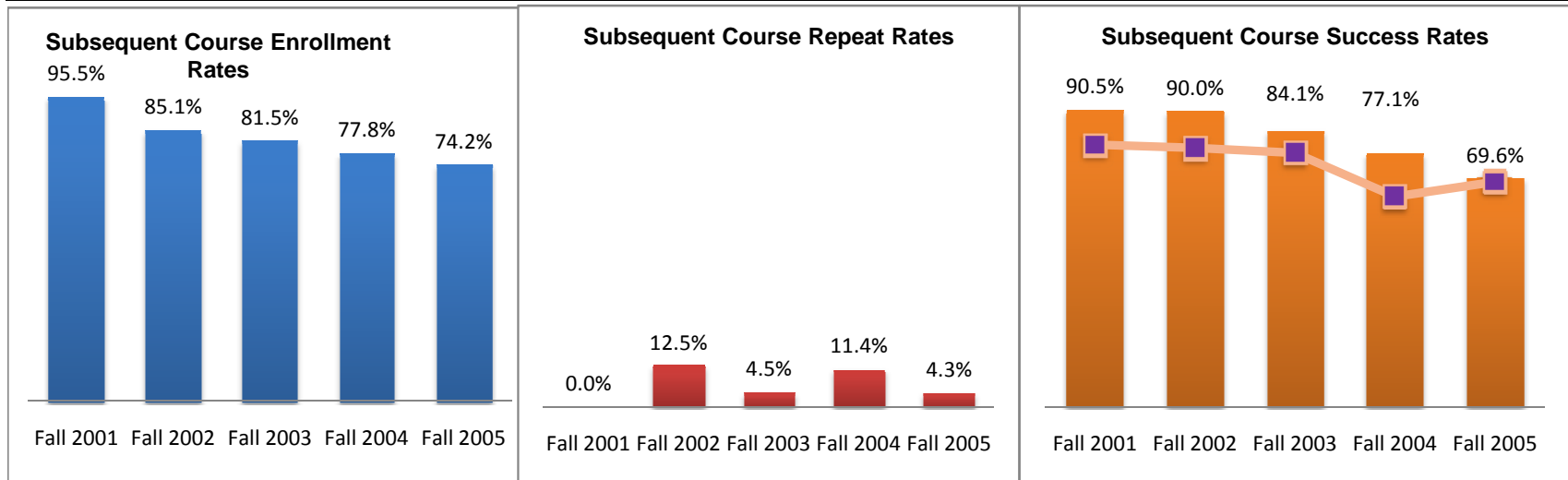


SKYLINE COLLEGE
Subsequent Course Enrollment, Repeat and Success Over Two Years
ESOL 840 to ESOL 400
Overall

| Term | ESOL 840 | ESOL 400 | | | | | | |
|----------------------|------------|------------------------------|--------------|--------------------------|-------------|---------------------------|--------------|----------------------------|
| | Cohort | Subsequent Course Enrollment | | Subsequent Course Repeat | | Subsequent Course Success | | None Cohort Course Success |
| | | <i>Cnt</i> | <i>Prnt</i> | <i>Cnt</i> | <i>Prnt</i> | <i>Cnt</i> | <i>Prnt</i> | <i>Prnt</i> |
| Fall 2001 | 44 | 42 | 95.5% | 0 | 0.0% | 38 | 90.5% | 79.8% |
| Fall 2002 | 47 | 40 | 85.1% | 5 | 12.5% | 36 | 90.0% | 78.8% |
| Fall 2003 | 54 | 44 | 81.5% | 2 | 4.5% | 37 | 84.1% | 77.3% |
| Fall 2004 | 45 | 35 | 77.8% | 4 | 11.4% | 27 | 77.1% | 64.0% |
| Fall 2005 | 31 | 23 | 74.2% | 1 | 4.3% | 16 | 69.6% | 68.5% |
| Total/Average | 221 | 184 | 83.3% | 12 | 6.5% | 154 | 83.7% | 70.80% |



Source: SMCCCD Data Warehouse

Cohort: Number of transfer, degree, certificate seeking and undecided students in each fall term who enrolled and successfully completed ESOL 840 with a grade of A, B, C or CR.

Subsequent Course Enrollment: Number of students who successfully completed ESOL 840 and subsequently enrolled in ESOL 400 during a five term period.

Subsequent Course Repeat: Number of students who repeated ESOL 400 one or more times during a four term period.

Subsequent Course Success: Number of students who subsequently enrolled in ESOL 400 and received an A, B, C or CR grade notation during a five term period. Students may have repeated the same transfer course one or more times during a four term period but only the highest grade is used to calculate the course success rate.

None Cohort Course Success: Percent of none basic skills students who enrolled and successfully completed ESOL 400 during a five term period. None basic skills students may have repeated the same transfer course one or more times during a four term period but only the highest grade is used to calculate the course success rate.

SKYLINE COLLEGE
Subsequent Course Enrollment, Repeat and Success Over Two Years
ESOL 840 TO ESOL 400
 By Gender

FEMALE

| Term | ESOL 840 | ESOL 400 | | | | | |
|----------------------|------------|------------------------------|--------------|--------------------------|-------------|---------------------------|--------------|
| | Cohort | Subsequent Course Enrollment | | Subsequent Course Repeat | | Subsequent Course Success | |
| | | <i>Cnt</i> | <i>Prnt</i> | <i>Cnt</i> | <i>Prnt</i> | <i>Cnt</i> | <i>Prnt</i> |
| Fall 2001 | 28 | 28 | 100.0% | 0 | 0.0% | 25 | 89.3% |
| Fall 2002 | 34 | 30 | 88.2% | 3 | 10.0% | 26 | 86.7% |
| Fall 2003 | 35 | 28 | 80.0% | 1 | 3.6% | 24 | 85.7% |
| Fall 2004 | 29 | 22 | 75.9% | 4 | 18.2% | 16 | 72.7% |
| Fall 2005 | 17 | 13 | 76.5% | 0 | 0.0% | 11 | 84.6% |
| Total/Average | 143 | 121 | 84.6% | 8 | 6.6% | 102 | 84.3% |

MALE

| Term | ESOL 840 | ESOL 400 | | | | | |
|----------------------|-----------|------------------------------|--------------|--------------------------|-------------|---------------------------|--------------|
| | Cohort | Subsequent Course Enrollment | | Subsequent Course Repeat | | Subsequent Course Success | |
| | | <i>Cnt</i> | <i>Prnt</i> | <i>Cnt</i> | <i>Prnt</i> | <i>Cnt</i> | <i>Prnt</i> |
| Fall 2001 | 16 | 14 | 87.5% | 0 | 0.0% | 13 | 92.9% |
| Fall 2002 | 13 | 10 | 76.9% | 2 | 20.0% | 10 | 100.0% |
| Fall 2003 | 19 | 16 | 84.2% | 1 | 6.3% | 13 | 81.3% |
| Fall 2004 | 16 | 13 | 81.3% | 0 | 0.0% | 11 | 84.6% |
| Fall 2005 | 14 | 10 | 71.4% | 1 | 10.0% | 5 | 50.0% |
| Total/Average | 78 | 63 | 80.8% | 4 | 6.3% | 52 | 82.5% |

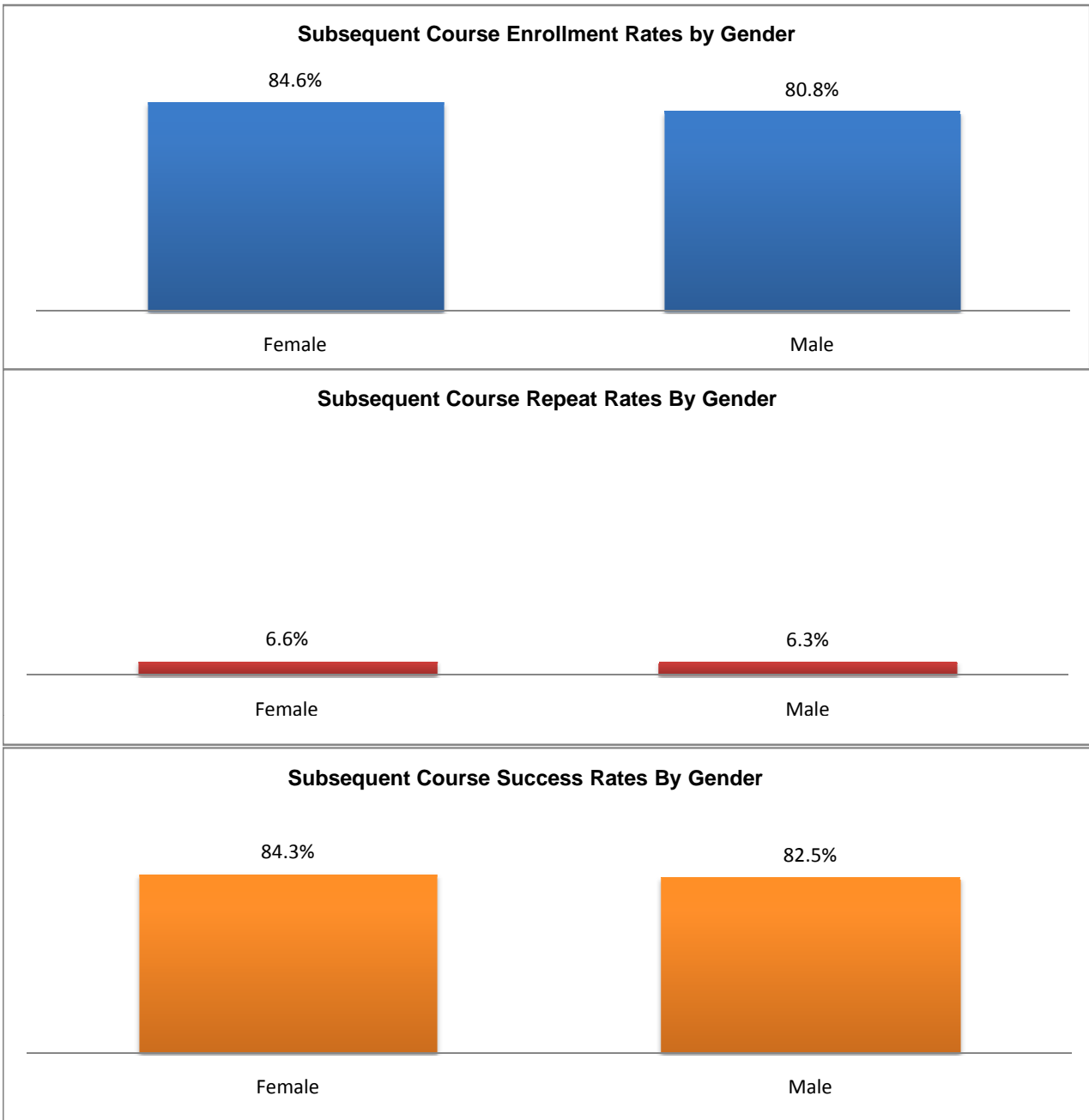
Source: SMCCCD Data Warehouse

Cohort: Number of transfer, degree, certificate seeking and undecided students in each fall term who enrolled and successfully completed ESOL 840 with a grade of A, B, C or CR.

Subsequent Course Enrollment: Number of students who successfully completed ESOL 840 and subsequently enrolled in ESOL 400 during a five term period.

Subsequent Course Repeat: Number of students who repeated ESOL 400 one or more times during a four term period.

Subsequent Course Success: Number of students who subsequently enrolled in ESOL 400 and received an A, B, C or CR grade notation during a five term period. None basic skills students may have repeated the same transfer course one or more times during a four term period but only the highest grade is used to calculate the course success rate.



Source: SMCCCD Data Warehouse

Cohort: Number of transfer, degree, certificate seeking and undecided students in each fall term who enrolled and successfully completed ESOL 840 with a grade of A, B, C or CR.

Subsequent Course Enrollment: Number of students who successfully completed ESOL 840 and subsequently enrolled in ESOL 400 during a five term period.

Subsequent Course Repeat: Number of students who repeated ESOL 400 one or more times during a four term period.

Subsequent Course Success: Number of students who subsequently enrolled in ESOL 400 and received an A, B, C or CR grade notation during a five term period. None basic skills students may have repeated the same transfer course one or more times during a four term period but only the highest grade is used to calculate the course success rate.

SKYLINE COLLEGE
Subsequent Course Enrollment, Repeat and Success Over Two Years
ESOL 840 TO ESOL 400
 By Ethnicity

ASIAN/PACIFIC ISLANDER

| Term | ESOL 840 | ESOL 400 | | | | | |
|----------------------|------------|------------------------------|--------------|--------------------------|-------------|---------------------------|--------------|
| | Cohort | Subsequent Course Enrollment | | Subsequent Course Repeat | | Subsequent Course Success | |
| | | <i>Cnt</i> | <i>Prnt</i> | <i>Cnt</i> | <i>Prnt</i> | <i>Cnt</i> | <i>Prnt</i> |
| Fall 2001 | 23 | 21 | 91.3% | 0 | 0.0% | 21 | 100.0% |
| Fall 2002 | 24 | 21 | 87.5% | 4 | 19.0% | 18 | 85.7% |
| Fall 2003 | 29 | 24 | 82.8% | 0 | 0.0% | 19 | 79.2% |
| Fall 2004 | 18 | 14 | 77.8% | 1 | 7.1% | 13 | 92.9% |
| Fall 2005 | 6 | 5 | 83.3% | 0 | 0.0% | 5 | 100.0% |
| Total/Average | 100 | 85 | 85.0% | 5 | 5.9% | 76 | 89.4% |

Filipino

| Term | ESOL 840 | ESOL 400 | | | | | |
|----------------------|-----------|------------------------------|--------------|--------------------------|-------------|---------------------------|--------------|
| | Cohort | Subsequent Course Enrollment | | Subsequent Course Repeat | | Subsequent Course Success | |
| | | <i>Cnt</i> | <i>Prnt</i> | <i>Cnt</i> | <i>Prnt</i> | <i>Cnt</i> | <i>Prnt</i> |
| Fall 2001 | 4 | 4 | 100.0% | 0 | 0.0% | 4 | 100.0% |
| Fall 2002 | 3 | 2 | 66.7% | 0 | 0.0% | 2 | 100.0% |
| Fall 2003 | 7 | 4 | 57.1% | 0 | 0.0% | 3 | 75.0% |
| Fall 2004 | 6 | 4 | 66.7% | 1 | 25.0% | 4 | 100.0% |
| Fall 2005 | 0 | 0 | - | 0 | - | 0 | - |
| Total/Average | 20 | 14 | 70.0% | 1 | 7.1% | 13 | 92.9% |

Hispanic

| Term | ESOL 840 | ESOL 400 | | | | | |
|----------------------|-----------|------------------------------|--------------|--------------------------|-------------|---------------------------|--------------|
| | Cohort | Subsequent Course Enrollment | | Subsequent Course Repeat | | Subsequent Course Success | |
| | | <i>Cnt</i> | <i>Prnt</i> | <i>Cnt</i> | <i>Prnt</i> | <i>Cnt</i> | <i>Prnt</i> |
| Fall 2001 | 15 | 15 | 100.0% | 0 | 0.0% | 11 | 73.3% |
| Fall 2002 | 12 | 10 | 83.3% | 1 | 10.0% | 9 | 90.0% |
| Fall 2003 | 14 | 12 | 85.7% | 2 | 16.7% | 11 | 91.7% |
| Fall 2004 | 17 | 14 | 82.4% | 1 | 7.1% | 8 | 57.1% |
| Fall 2005 | 22 | 16 | 72.7% | 1 | 6.3% | 10 | 62.5% |
| Total/Average | 80 | 67 | 83.8% | 5 | 7.5% | 49 | 73.1% |

Source: SMCCCD Data Warehouse

Note: African American and Native American students are not included due to low count of students.

Cohort: Number of transfer, degree, certificate seeking and undecided students in each fall term who enrolled and successfully completed ESOL 840 with a grade of A, B, C or CR.

Subsequent Course Enrollment: Number of students who successfully completed ESOL 840 and subsequently enrolled in ESOL 400 during a five term period.

Subsequent Course Repeat: Number of students who repeated ESOL 400 one or more times during a four term period.

Subsequent Course Success: Number of students who subsequently enrolled in ESOL 400 and received an A, B, C or CR grade notation during a five term period. None basic skills students may have repeated the same transfer course one or more times during a four term period but only the highest grade is used to calculate the course success rate.

WHITE

| Term | ESOL 840 | ESOL 400 | | | | | |
|----------------------|-----------|------------------------------|--------------|--------------------------|-------------|---------------------------|---------------|
| | Cohort | Subsequent Course Enrollment | | Subsequent Course Repeat | | Subsequent Course Success | |
| | | <i>Cnt</i> | <i>Prnt</i> | <i>Cnt</i> | <i>Prnt</i> | <i>Cnt</i> | <i>Prnt</i> |
| Fall 2001 | 2 | 2 | 100.0% | 0 | 0.0% | 2 | 100.0% |
| Fall 2002 | 5 | 4 | 80.0% | 0 | 0.0% | 4 | 100.0% |
| Fall 2003 | 3 | 3 | 100.0% | 0 | 0.0% | 3 | 100.0% |
| Fall 2004 | 2 | 1 | 50.0% | 0 | 0.0% | 1 | 100.0% |
| Fall 2005 | 1 | 1 | 100.0% | 0 | 0.0% | 1 | 100.0% |
| Total/Average | 13 | 11 | 84.6% | 0 | 0.0% | 11 | 100.0% |

OTHER

| Term | ESOL 840 | ESOL 400 | | | | | |
|----------------------|----------|------------------------------|---------------|--------------------------|--------------|---------------------------|--------------|
| | Cohort | Subsequent Course Enrollment | | Subsequent Course Repeat | | Subsequent Course Success | |
| | | <i>Cnt</i> | <i>Prnt</i> | <i>Cnt</i> | <i>Prnt</i> | <i>Cnt</i> | <i>Prnt</i> |
| Fall 2001 | 0 | 0 | - | 0 | - | 0 | - |
| Fall 2002 | 1 | 1 | 100.0% | 0 | 0.0% | 1 | 100.0% |
| Fall 2003 | 1 | 1 | 100.0% | 0 | 0.0% | 1 | 100.0% |
| Fall 2004 | 1 | 1 | 100.0% | 1 | 100.0% | 0 | 0.0% |
| Fall 2005 | 0 | 0 | - | 0 | - | 0 | - |
| Total/Average | 3 | 3 | 100.0% | 1 | 33.3% | 2 | 66.7% |

Source: SMCCCD Data Warehouse

Note: African American and Native American students are not included due to low count of students.

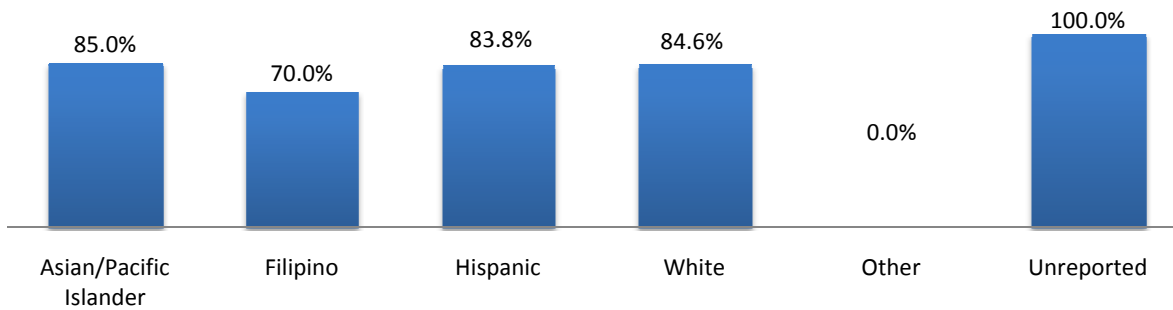
Cohort: Number of transfer, degree, certificate seeking and undecided students in each fall term who enrolled and successfully completed ESOL 840 with a grade of A, B, C or CR.

Subsequent Course Enrollment: Number of students who successfully completed ESOL 840 and subsequently enrolled in ESOL 400 during a five term period.

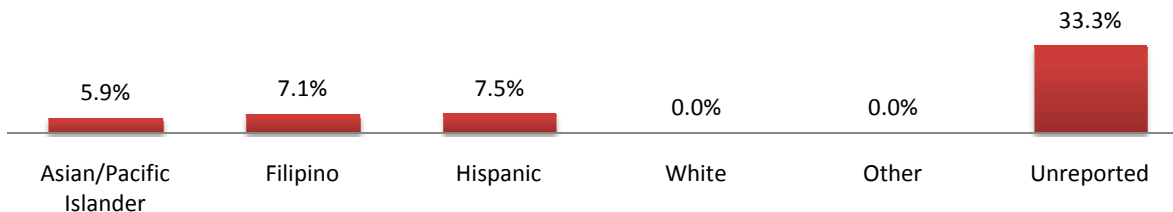
Subsequent Course Repeat: Number of students who repeated ESOL 400 one or more times during a four term period.

Subsequent Course Success: Number of students who subsequently enrolled in ESOL 400 and received an A, B, C or CR grade notation during a five term period. None basic skills students may have repeated the same transfer course one or more times during a four term period but only the highest grade is used to calculate the course success rate.

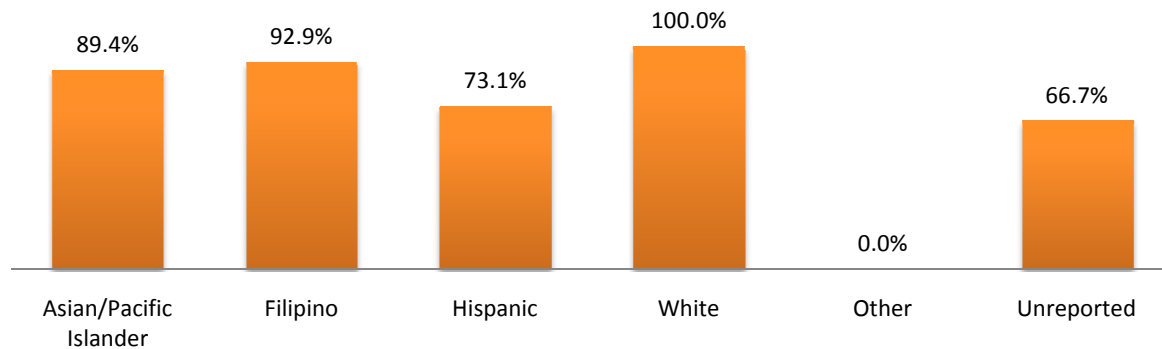
Subsequent Course Enrollment Rates by Ethnicity



Subsequent Course Repeat Rates by Ethnicity



Subsequent Course Success Rates by Ethnicity



Source: SMCCCD Data Warehouse

Note: African American and Native American students are not included due to low count of students.

Cohort: Number of transfer, degree, certificate seeking and undecided students in each fall term who enrolled and successfully completed ESOL 840 with a grade of A, B, C or CR.

Subsequent Course Enrollment: Number of students who successfully completed ESOL 840 and subsequently enrolled in ESOL 400 during a five term period.

Subsequent Course Repeat: Number of students who repeated ESOL 400 one or more times during a four term period.

Subsequent Course Success: Number of students who subsequently enrolled in ESOL 400 and received an A, B, C or CR grade notation during a five term period. None basic skills students may have repeated the same transfer course one or more times during a four term period but only the highest grade is used to calculate the course success rate.

SKYLINE COLLEGE
Subsequent Course Enrollment, Repeat and Success Over Two Years
ESOL 840 TO ESOL 400
 By Age

18-22

| Term | ESOL 840 | ESOL 400 | | | | | |
|----------------------|-----------|------------------------------|--------------|--------------------------|-------------|---------------------------|--------------|
| | Cohort | Subsequent Course Enrollment | | Subsequent Course Repeat | | Subsequent Course Success | |
| | | <i>Cnt</i> | <i>Prnt</i> | <i>Cnt</i> | <i>Prnt</i> | <i>Cnt</i> | <i>Prnt</i> |
| Fall 2001 | 5 | 5 | 100.0% | 0 | 0.0% | 5 | 100.0% |
| Fall 2002 | 2 | 2 | 100.0% | 0 | 0.0% | 2 | 100.0% |
| Fall 2003 | 11 | 9 | 81.8% | 0 | 0.0% | 8 | 88.9% |
| Fall 2004 | 15 | 13 | 86.7% | 2 | 15.4% | 10 | 76.9% |
| Fall 2005 | 10 | 9 | 90.0% | 1 | 11.1% | 6 | 66.7% |
| Total/Average | 43 | 38 | 88.4% | 3 | 7.9% | 31 | 81.6% |

23-28

| Term | ESOL 840 | ESOL 400 | | | | | |
|----------------------|-----------|------------------------------|--------------|--------------------------|-------------|---------------------------|--------------|
| | Cohort | Subsequent Course Enrollment | | Subsequent Course Repeat | | Subsequent Course Success | |
| | | <i>Cnt</i> | <i>Prnt</i> | <i>Cnt</i> | <i>Prnt</i> | <i>Cnt</i> | <i>Prnt</i> |
| Fall 2001 | 18 | 17 | 94.4% | 0 | 0.0% | 14 | 82.4% |
| Fall 2002 | 23 | 21 | 91.3% | 3 | 14.3% | 19 | 90.5% |
| Fall 2003 | 17 | 15 | 88.2% | 0 | 0.0% | 12 | 80.0% |
| Fall 2004 | 12 | 11 | 91.7% | 2 | 18.2% | 7 | 63.6% |
| Fall 2005 | 8 | 8 | 100.0% | 0 | 0.0% | 7 | 87.5% |
| Total/Average | 78 | 72 | 92.3% | 5 | 6.9% | 59 | 81.9% |

29-39

| Term | ESOL 840 | ESOL 400 | | | | | |
|----------------------|-----------|------------------------------|--------------|--------------------------|-------------|---------------------------|--------------|
| | Cohort | Subsequent Course Enrollment | | Subsequent Course Repeat | | Subsequent Course Success | |
| | | <i>Cnt</i> | <i>Prnt</i> | <i>Cnt</i> | <i>Prnt</i> | <i>Cnt</i> | <i>Prnt</i> |
| Fall 2001 | 11 | 10 | 90.9% | 0 | 0.0% | 9 | 90.0% |
| Fall 2002 | 16 | 13 | 81.3% | 2 | 15.4% | 12 | 92.3% |
| Fall 2003 | 17 | 14 | 82.4% | 1 | 7.1% | 11 | 78.6% |
| Fall 2004 | 10 | 7 | 70.0% | 0 | 0.0% | 7 | 100.0% |
| Fall 2005 | 9 | 4 | 44.4% | 0 | 0.0% | 2 | 50.0% |
| Total/Average | 63 | 48 | 76.2% | 3 | 6.3% | 41 | 85.4% |

Source: SMCCCD Data Warehouse

Note: students age 15 to 17, 60+ or "unreported" are not included.

Cohort: Number of transfer, degree, certificate seeking and undecided students in each fall term who enrolled and successfully completed ESOL 840 with a grade of A, B, C or CR.

Subsequent Course Enrollment: Number of students who successfully completed ESOL 840 and subsequently enrolled in ESOL 400 during a five term period.

Subsequent Course Repeat: Number of students who repeated ESOL 400 one or more times during a four term period.

Subsequent Course Success: Number of students who subsequently enrolled in ESOL 400 and received an A, B, C or CR grade notation during a five term period. None basic skills may have repeated the same transfer course one or more times during a four term period but only the highest grade is used to calculate the course success rate.

40-49

| Term | ESOL 840 | ESOL 400 | | | | | |
|----------------------|-----------|------------------------------|--------------|--------------------------|-------------|---------------------------|--------------|
| | Cohort | Subsequent Course Enrollment | | Subsequent Course Repeat | | Subsequent Course Success | |
| | | <i>Cnt</i> | <i>Prnt</i> | <i>Cnt</i> | <i>Prnt</i> | <i>Cnt</i> | <i>Prnt</i> |
| Fall 2001 | 7 | 7 | 100.0% | 0 | 0.0% | 7 | 100.0% |
| Fall 2002 | 6 | 4 | 66.7% | 0 | 0.0% | 3 | 75.0% |
| Fall 2003 | 7 | 5 | 71.4% | 1 | 20.0% | 5 | 100.0% |
| Fall 2004 | 5 | 2 | 40.0% | 0 | 0.0% | 2 | 100.0% |
| Fall 2005 | 2 | 0 | 0.0% | 0 | - | 0 | - |
| Total/Average | 27 | 18 | 66.7% | 1 | 5.6% | 17 | 94.4% |

50-59

| Term | ESOL 840 | ESOL 400 | | | | | |
|----------------------|----------|------------------------------|--------------|--------------------------|-------------|---------------------------|--------------|
| | Cohort | Subsequent Course Enrollment | | Subsequent Course Repeat | | Subsequent Course Success | |
| | | <i>Cnt</i> | <i>Prnt</i> | <i>Cnt</i> | <i>Prnt</i> | <i>Cnt</i> | <i>Prnt</i> |
| Fall 2001 | 3 | 3 | 100.0% | 0 | 0.0% | 3 | 100.0% |
| Fall 2002 | 0 | 0 | - | 0 | - | 0 | - |
| Fall 2003 | 1 | 1 | 100.0% | 0 | 0.0% | 1 | 0.0% |
| Fall 2004 | 2 | 1 | 50.0% | 0 | 0.0% | 0 | 0.0% |
| Fall 2005 | 1 | 1 | 100.0% | 0 | 0.0% | 1 | 0.0% |
| Total/Average | 7 | 6 | 85.7% | 0 | 0.0% | 5 | 83.3% |

Source: SMCCCD Data Warehouse

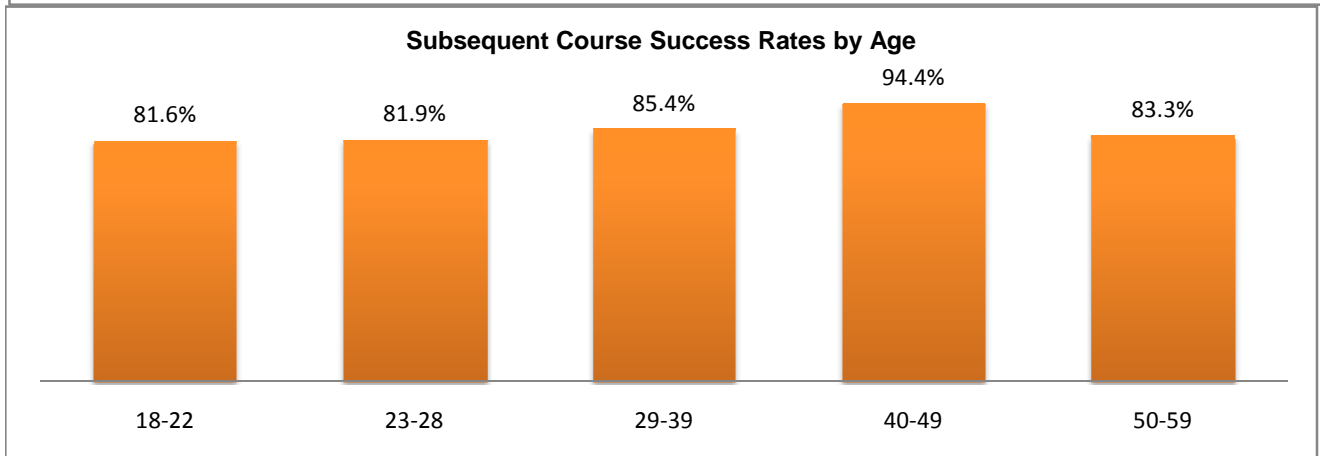
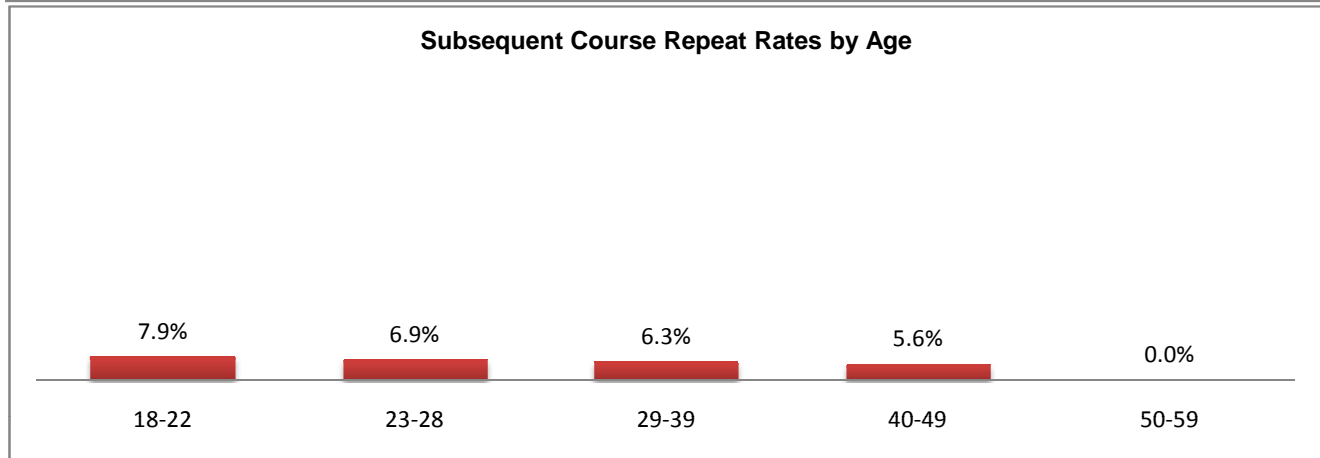
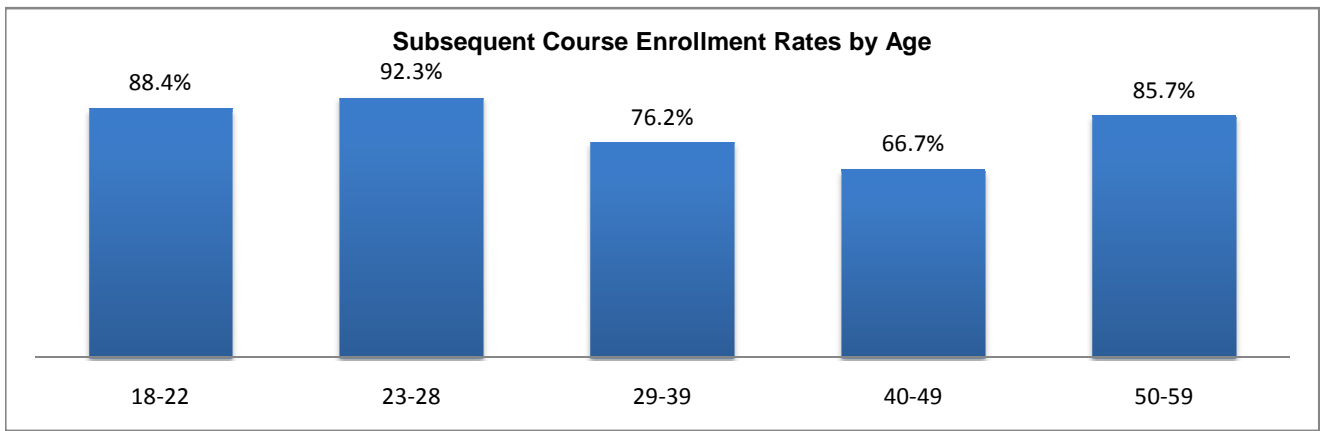
Note: students age 15 to 17, 60+ or "unreported" are not included.

Cohort: Number of transfer, degree, certificate seeking and undecided students in each fall term who enrolled and successfully completed ESOL 840 with a grade of A, B, C or CR.

Subsequent Course Enrollment: Number of students who successfully completed ESOL 840 and subsequently enrolled in ESOL 400 during a five term period.

Subsequent Course Repeat: Number of students who repeated ESOL 400 one or more times during a four term period.

Subsequent Course Success: Number of students who subsequently enrolled in ESOL 400 and received an A, B, C or CR grade notation during a five term period. None basic skills may have repeated the same transfer course one or more times during a four term period but only the highest grade is used to calculate the course success rate.



Source: SMCCCD Data Warehouse

Note: students age 15 to 17, 60+ or "unreported" are not included.

Cohort: Number of transfer, degree, certificate seeking and undecided students in each fall term who enrolled and successfully completed ESOL 840 with a grade of A, B, C or CR.

Subsequent Course Enrollment: Number of students who successfully completed ESOL 840 and subsequently enrolled in ESOL 400 during a five term period.

Subsequent Course Repeat: Number of students who repeated ESOL 400 one or more times during a four term period.

Subsequent Course Success: Number of students who subsequently enrolled in ESOL 400 and received an A, B, C or CR grade notation during a five term period. None basic skills may have repeated the same transfer course one or more times during a four term period but only the highest grade is used to calculate the course success rate.