

Department Enrollment

Enrollment by Term

FA03	FA04	FA05	FA06	FA07	SP04	SP05	SP06	SP07	SP08	SU03	SU04	SU05	SU06	SU07
396	264	282	273	252	340	310	272	255	329	84	97	92	83	85

Enrollment by Gender

	2003/04		2004/05		2005/06		2006/07		2007/08		Change 06/07-07/08	5 Year Row Total & Average	
Female	390	50%	335	50%	353	55%	309	51%	321	49%	4%	1,708	51%
Male	382	49%	316	49%	272	43%	279	47%	322	49%	15%	1,571	48%
Unreported	5	1%	6	1%	12	2%	10	2%	6	1%	-40%	39	1%
Column Total	777	100%	657	100%	637	100%	598	100%	649	100%	9%	3,318	100%

Enrollment by Ethnicity

	2003/04		2004/05		2005/06		2006/07		2007/08		Change 06/07-07/08	5 Year Row Total & Average	
African American	39	5%	39	6%	30	5%	22	4%	22	3%	0%	152	4%
Asian	233	29%	177	27%	148	23%	138	22%	155	22%	12%	851	25%
Filipino	229	29%	124	18%	140	22%	142	23%	158	23%	11%	793	23%
Hispanic	135	15%	136	20%	125	19%	128	21%	131	20%	2%	655	19%
Native American	3	0%	4	1%	4	1%	3	1%	6	1%	100%	20	1%
Other	17	2%	16	3%	20	3%	18	3%	23	4%	28%	94	3%
White	142	16%	139	20%	136	21%	121	20%	129	20%	7%	667	19%
Unreported	22	3%	36	6%	43	7%	39	7%	42	7%	8%	182	6%
Column Total	820	100%	671	100%	646	100%	611	100%	666	100%	9%	3414	100%

Enrollment by Age

	2003/04		2004/05		2005/06		2006/07		2007/08		Change 06/07-07/08	5 Year Row Total & Average	
Under 18	8	1%	19	3%	28	5%	17	3%	13	3%	-24%	85	3%
Age 18-22	602	76%	483	76%	435	70%	432	75%	479	77%	11%	2,431	75%
Age 23-28	106	15%	101	15%	108	16%	96	16%	118	15%	23%	529	15%
Age 29-39	37	5%	38	5%	33	5%	32	4%	35	4%	9%	175	4%
Age 40-49	13	2%	9	1%	20	2%	15	1%	5	0%	-67%	62	1%
Age 50-59	11	1%	7	1%	12	2%	7	1%	1	0%	-86%	38	1%
Age 60+	2	0%	1	0%	1	0%	1	0%			-100%	5	0%
Column Total	779	100%	658	100%	637	100%	600	100%	651	100%	9%	3,325	100%

Source: SMCCCD Data Warehouse

*Note: Counts and percents are based on census figures for summer, fall and spring except where noted.

**Note: The variations in total numbers each year within the demographic segments are due to changes students make from term to term in reporting their demographic status.

Enrollment by Status

	2003/04		2004/05		2005/06		2006/07		2007/08		Change 06/07-07/08	5 Year Row Total & Average	
Continuing	550	68%	501	75%	446	69%	447	74%	512	75%	15%	2,456	72%
Currently K-12	3	0%	11	2%	20	3%	11	2%	15	3%	36%	60	2%
First-Time	76	10%	42	7%	56	9%	50	9%	26	6%	-48%	250	8%
First-Time Transfer	67	12%	41	7%	57	10%	36	6%	40	9%	11%	241	9%
Returning	62	7%	43	6%	31	5%	36	6%	38	4%	6%	210	6%
Returning Transfer	24	3%	23	4%	30	4%	23	3%	21	2%	-9%	121	3%
Column Total	782	100%	661	100%	640	100%	603	100%	652	100%	8%	3,338	100%

Enrollment by Course-Taking Pattern (Fall and Spring only)

	2003/04		2004/05		2005/06		2006/07		2007/08		Change 06/07-07/08	5 Year Row Total & Average	
Day	594	74%	469	72%	415	66%	439	75%	463	74%	5%	2,380	72%
Evening	212	25%	190	28%	224	34%	159	25%	188	26%	18%	973	27%
Day and Evening	2	0%	3	0%	2	0%	2	0%	2	0%	0%	11	0%
Column Total	808	100%	662	100%	641	100%	600	100%	653	100%	9%	3,364	100%

Enrollment by Educational Goal

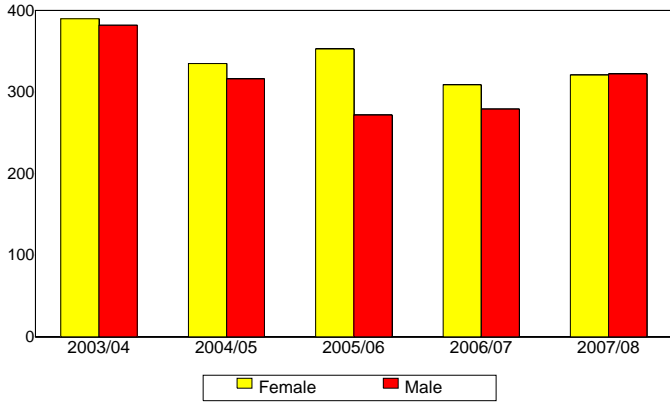
	2003/04		2004/05		2005/06		2006/07		2007/08		Change 06/07-07/08	5 Year Row Total & Average	
Transfer	551	70%	486	73%	441	69%	472	78%	367	56%	-22%	2,317	68%
AA/AS w/o Transfer	42	4%	40	6%	36	6%	22	3%	23	3%	5%	163	4%
Certificate w/o Transfer	36	6%	9	1%	5	1%	4	1%	8	2%	100%	62	2%
Acquire/Update Job Skills	17	3%	13	2%	43	6%	13	2%	17	3%	31%	103	3%
Educational Development	20	2%	18	3%	24	4%	18	3%	16	3%	-11%	96	3%
Improve Basic Skills	5	1%	9	1%	7	1%	6	1%	14	3%	133%	41	1%
Undecided	109	13%	83	13%	81	13%	65	12%	46	7%	-29%	384	11%
Unreported					2	0%			164	24%		166	6%
Column Total	780	100%	658	100%	639	100%	600	100%	655	100%	9%	3,332	100%

Source: SMCCCD Data Warehouse

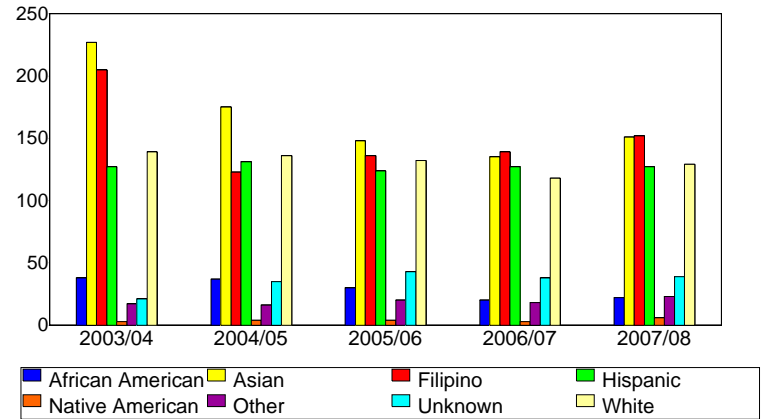
*Note: Counts and percents are based on census figures for summer, fall and spring except where noted.

**Note: The variations in total numbers each year within the demographic segments are due to changes students make from term to term in reporting their demographic status.

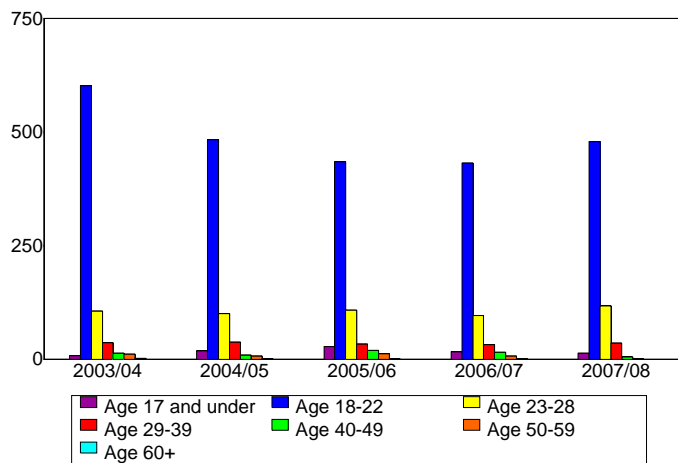
Enrollment by Gender



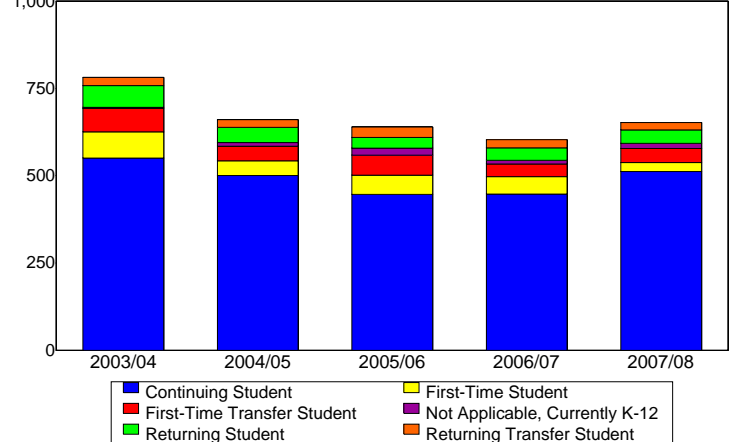
Enrollment by Ethnicity



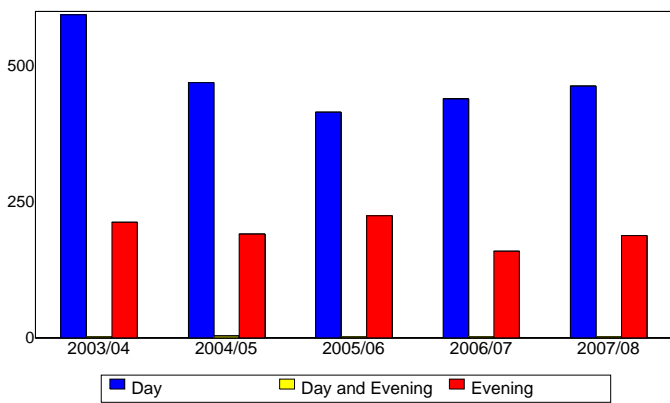
Enrollment by Student Age



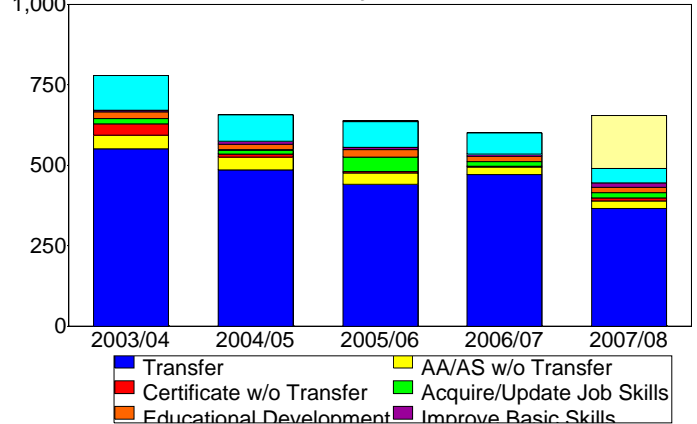
Enrollment by Enrollment Status



Enrollment by Course-Taking Pattern



Enrollment by Educational Goal



Source: SMCCCD Data Warehouse