

Department Enrollment

Enrollment by Term

FA03	FA04	FA05	FA06	FA07	SP04	SP05	SP06	SP07	SP08	SU03	SU04	SU05	SU06	SU07
317	311	440	470	459	408	415	443	451	444	123	101	188	219	194

Enrollment by Gender

	2003/04		2004/05		2005/06		2006/07		2007/08		Change 06/07-07/08	5 Year Row Total & Average	
Female	483	62%	445	57%	575	60%	590	58%	552	58%	-6%	2,645	59%
Male	289	38%	307	43%	346	38%	400	40%	394	40%	-2%	1,736	40%
Unreported	7	1%	2	0%	18	2%	16	2%	19	2%	19%	62	1%
Column Total	779	100%	754	100%	939	100%	1,006	100%	965	100%	-4%	4,443	100%

Enrollment by Ethnicity

	2003/04		2004/05		2005/06		2006/07		2007/08		Change 06/07-07/08	5 Year Row Total & Average	
African American	34	4%	36	5%	32	3%	40	4%	39	3%	-3%	181	4%
Asian	129	15%	150	18%	192	18%	256	23%	245	22%	-4%	972	20%
Filipino	185	24%	155	20%	217	21%	264	23%	215	20%	-19%	1036	21%
Hispanic	180	21%	165	20%	186	17%	199	18%	217	19%	9%	947	19%
Native American	6	0%	1	0%	3	0%	6	0%	6	1%	0%	22	0%
Other	54	7%	50	6%	63	6%	44	4%	43	4%	-2%	254	5%
White	213	23%	217	25%	307	27%	255	21%	245	22%	-4%	1237	23%
Unreported	47	6%	53	7%	71	7%	76	7%	87	9%	14%	334	7%
Column Total	848	100%	827	100%	1071	100%	1140	100%	1097	100%	-4%	4983	100%

Enrollment by Age

	2003/04		2004/05		2005/06		2006/07		2007/08		Change 06/07-07/08	5 Year Row Total & Average	
Under 18	20	3%	18	3%	34	5%	152	19%	129	21%	-15%	353	12%
Age 18-22	362	49%	379	52%	430	48%	441	44%	427	44%	-3%	2,039	47%
Age 23-28	201	29%	174	26%	222	24%	192	19%	213	18%	11%	1,002	22%
Age 29-39	113	11%	95	11%	143	15%	122	12%	100	9%	-18%	573	11%
Age 40-49	50	5%	46	4%	69	5%	61	4%	43	3%	-30%	269	4%
Age 50-59	26	2%	35	3%	36	3%	33	2%	44	3%	33%	174	3%
Age 60+	9	1%	10	0%	11	0%	13	1%	16	1%	23%	59	1%
Column Total	781	100%	757	100%	945	100%	1,014	100%	972	100%	-4%	4,469	100%

Source: SMCCCD Data Warehouse

*Note: Counts and percents are based on census figures for summer, fall and spring except where noted.

**Note: The variations in total numbers each year within the demographic segments are due to changes students make from term to term in reporting their demographic status.

Enrollment by Status

	2003/04		2004/05		2005/06		2006/07		2007/08		Change 06/07-07/08	5 Year Row Total & Averag	
Continuing	511	64%	479	62%	600	63%	529	49%	529	46%	0%	2,648	55%
Currently K-12	20	3%	17	3%	32	5%	151	19%	124	20%	-18%	344	12%
First-Time	50	6%	52	7%	51	6%	54	6%	60	8%	11%	267	7%
First-Time Transfer	87	13%	82	12%	101	11%	112	12%	111	15%	-1%	493	13%
Returning	86	10%	89	10%	101	9%	101	8%	94	6%	-7%	471	8%
Returning Transfer	47	5%	56	6%	86	6%	89	6%	85	5%	-4%	363	5%
Column Total	801	100%	775	100%	971	100%	1,036	100%	1,003	100%	-3%	4,586	100%

Enrollment by Course-Taking Pattern (Fall and Spring only)

	2003/04		2004/05		2005/06		2006/07		2007/08		Change 06/07-07/08	5 Year Row Total & Average	
Day	298	37%	249	32%	252	26%	411	42%	387	43%	-6%	1,597	37%
Evening	487	62%	511	67%	688	73%	608	58%	592	57%	-3%	2,886	63%
Day and Evening	5	0%	6	1%	7	1%	4	0%	3	0%	-25%	25	0%
Column Total	790	100%	766	100%	947	100%	1,023	100%	982	100%	-4%	4,508	100%

Enrollment by Educational Goal

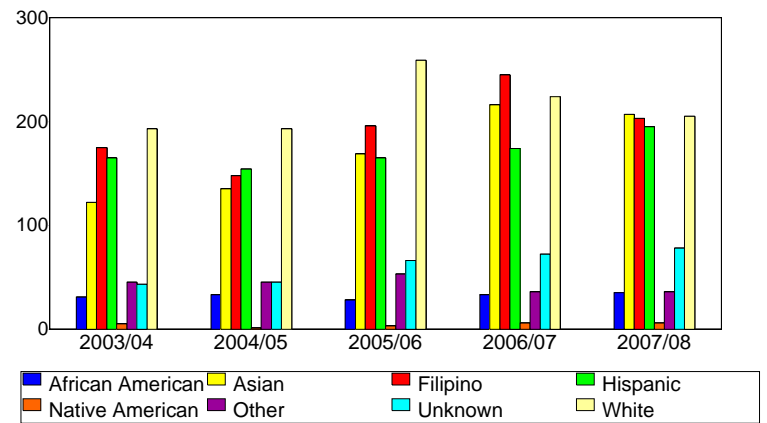
	2003/04		2004/05		2005/06		2006/07		2007/08		Change 06/07-07/08	5 Year Row Total & Avera	
Transfer	485	60%	464	61%	583	61%	601	57%	399	36%	-34%	2,532	53%
AA/AS w/o Transfer	51	6%	52	7%	47	5%	31	3%	27	3%	-13%	208	4%
Certificate w/o Transfer	18	2%	11	1%	9	1%	4	0%	7	0%	75%	49	1%
Acquire/Update Job Skills	38	5%	57	7%	56	6%	58	5%	43	4%	-26%	252	5%
Educational Development	96	13%	89	11%	124	11%	136	13%	97	9%	-29%	542	11%
Improve Basic Skills	9	1%	10	1%	24	3%	59	7%	133	17%	125%	235	8%
Undecided	92	12%	80	12%	116	13%	129	13%	83	8%	-36%	500	11%
Unreported	2	0%	4	0%	1	0%	5	1%	221	23%	4,320%	233	7%
Column Total	791	100%	767	100%	960	100%	1,023	100%	1,010	100%	-1%	4,551	100%

Source: SMCCCD Data Warehouse

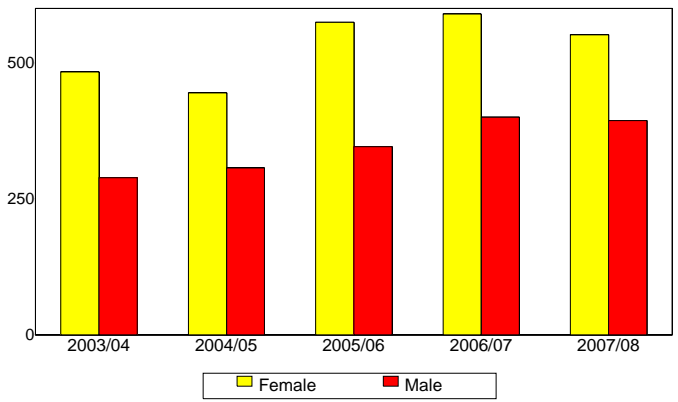
*Note: Counts and percents are based on census figures for summer, fall and spring except where noted.

**Note: The variations in total numbers each year within the demographic segments are due to changes students make from term to term in reporting their demographic status.

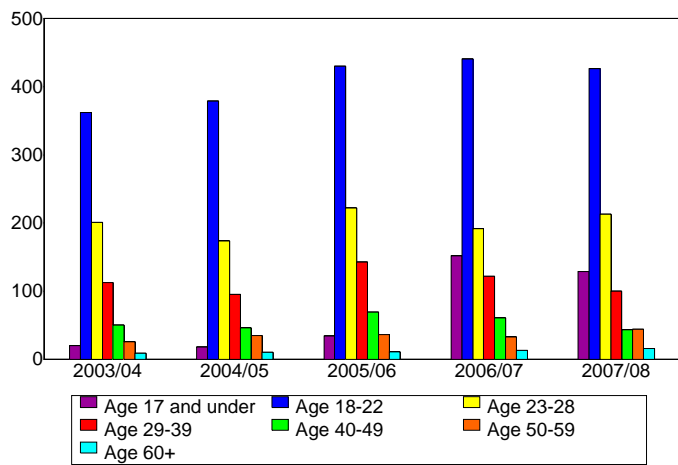
Foreign Languages Department
2003/04 to 2007/08
Enrollment by Ethnicity



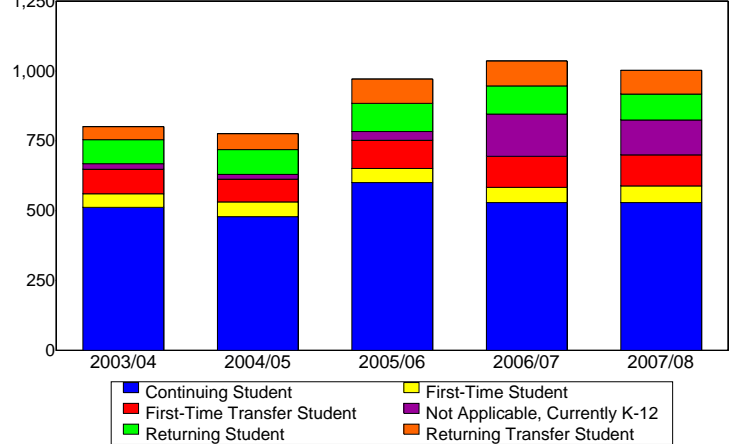
Enrollment by Gender



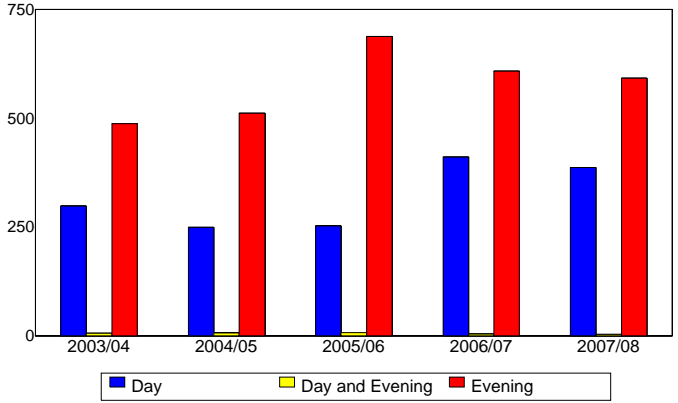
Enrollment by Student Age



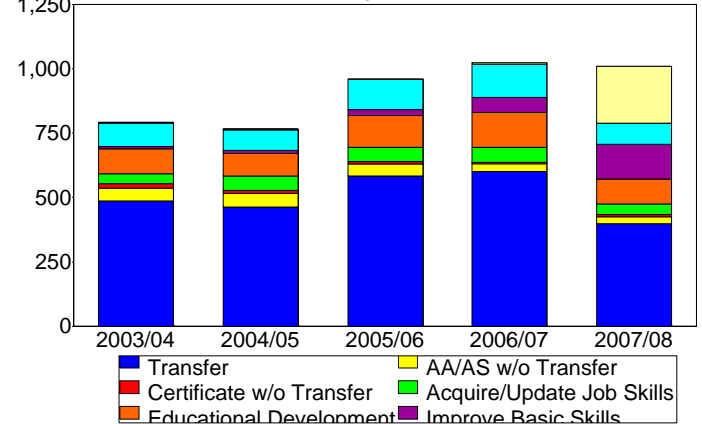
Enrollment by Enrollment Status



Enrollment by Course-Taking Pattern



Enrollment by Educational Goal



Source: SMCCCD Data Warehouse