

Department Enrollment

Enrollment by Term

FA03	FA04	FA05	FA06	FA07	SP04	SP05	SP06	SP07	SP08	SU03	SU04	SU05	SU06	SU07
368	381	371	322	370	385	381	386	404	387	249	247	217	205	206

Enrollment by Gender

	2003/04		2004/05		2005/06		2006/07		2007/08		Change 06/07-07/08	5 Year Row Total & Average	
Female	441	49%	413	46%	375	44%	366	43%	355	41%	-3%	1,950	44%
Male	442	51%	456	53%	468	55%	436	55%	472	57%	8%	2,274	54%
Unreported	5	1%	9	1%	10	1%	14	2%	22	3%	57%	60	2%
Column Total	888	100%	878	100%	853	100%	816	100%	849	100%	4%	4,284	100%

Enrollment by Ethnicity

	2003/04		2004/05		2005/06		2006/07		2007/08		Change 06/07-07/08	5 Year Row Total & Average	
African American	9	1%	17	2%	22	2%	23	2%	22	2%	-4%	93	2%
Asian	497	52%	474	48%	432	46%	407	44%	379	40%	-7%	2189	45%
Filipino	177	17%	177	18%	147	15%	145	15%	164	16%	13%	810	16%
Hispanic	114	11%	120	11%	141	14%	133	14%	141	15%	6%	649	13%
Native American	1	0%			4	0%			3	0%		8	0%
Other	24	2%	35	3%	32	3%	21	2%	15	2%	-29%	127	3%
White	148	14%	152	15%	156	15%	135	15%	177	19%	31%	768	16%
Unreported	32	3%	34	4%	40	4%	67	7%	62	6%	-7%	235	5%
Column Total	1002	100%	1009	100%	974	100%	931	100%	963	100%	3%	4879	100%

Enrollment by Age

	2003/04		2004/05		2005/06		2006/07		2007/08		Change 06/07-07/08	5 Year Row Total & Average	
Under 18	17	2%	16	2%	13	2%	19	2%	18	2%	-5%	83	2%
Age 18-22	604	68%	606	69%	588	69%	554	70%	558	70%	1%	2,910	69%
Age 23-28	172	22%	172	20%	174	21%	158	19%	192	21%	22%	868	21%
Age 29-39	78	7%	67	7%	65	7%	66	7%	61	5%	-8%	337	6%
Age 40-49	13	1%	20	2%	20	1%	24	2%	18	1%	-25%	95	1%
Age 50-59	8	1%	3	0%	1	0%	2	0%	7	0%	250%	21	0%
Age 60+							1	0%	1	0%	0%	2	0%
Column Total	892	100%	884	100%	861	100%	824	100%	855	100%	4%	4,316	100%

Source: SMCCD Data Warehouse

*Note: Counts and percents are based on census figures for summer, fall and spring except where noted.

**Note: The variations in total numbers each year within the demographic segments are due to changes students make from term to term in reporting their demographic status.

Enrollment by Status

	2003/04		2004/05		2005/06		2006/07		2007/08		Change 06/07-07/08	5 Year Row Total & Averag	
Continuing	642	70%	637	71%	608	70%	585	70%	593	64%	1%	3,065	69%
Currently K-12	9	1%	10	1%	7	1%	15	2%	11	2%	-27%	52	1%
First-Time	72	7%	76	8%	71	8%	60	7%	51	8%	-15%	330	8%
First-Time Transfer	98	11%	81	9%	84	9%	87	11%	116	18%	33%	466	12%
Returning	63	7%	74	8%	61	6%	61	7%	59	5%	-3%	318	6%
Returning Transfer	41	4%	34	3%	50	5%	42	4%	45	3%	7%	212	4%
Column Total	925	100%	912	100%	881	100%	850	100%	875	100%	3%	4,443	100%

Enrollment by Course-Taking Pattern (Fall and Spring only)

	2003/04		2004/05		2005/06		2006/07		2007/08		Change 06/07-07/08	5 Year Row Total & Average	
Day	549	59%	587	65%	591	68%	578	69%	549	66%	-5%	2,854	66%
Evening	375	40%	336	35%	301	32%	275	30%	319	34%	16%	1,606	34%
Day and Evening	4	0%	2	0%			3	0%	4	0%	33%	13	0%
Column Total	928	100%	925	100%	892	100%	856	100%	872	100%	2%	4,473	100%

Enrollment by Educational Goal

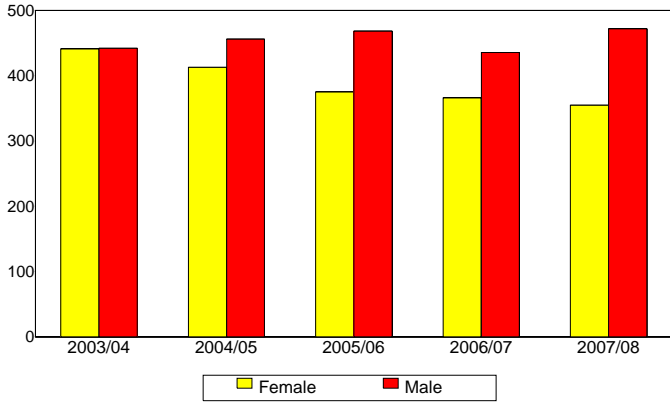
	2003/04		2004/05		2005/06		2006/07		2007/08		Change 06/07-07/08	5 Year Row Total & Average	
Transfer	726	80%	723	81%	668	78%	680	83%	471	55%	-31%	3,268	74%
AA/AS w/o Transfer	28	3%	32	4%	26	3%	16	2%	12	1%	-25%	114	2%
Certificate w/o Transfer	7	1%	6	1%	6	1%	3	0%	5	0%	67%	27	1%
Acquire/Update Job Skills	19	2%	7	1%	18	2%	18	2%	21	2%	17%	83	2%
Educational Development	26	3%	32	3%	61	7%	30	3%	27	3%	-10%	176	4%
Improve Basic Skills	5	1%	6	1%	6	1%	14	2%	10	1%	-29%	41	1%
Undecided	93	11%	93	10%	80	9%	68	9%	58	7%	-15%	392	9%
Unreported	1	0%					1	0%	262	30%	26,100%	264	8%
Column Total	905	100%	899	100%	865	100%	830	100%	866	100%	4%	4,365	100%

Source: SMCCCD Data Warehouse

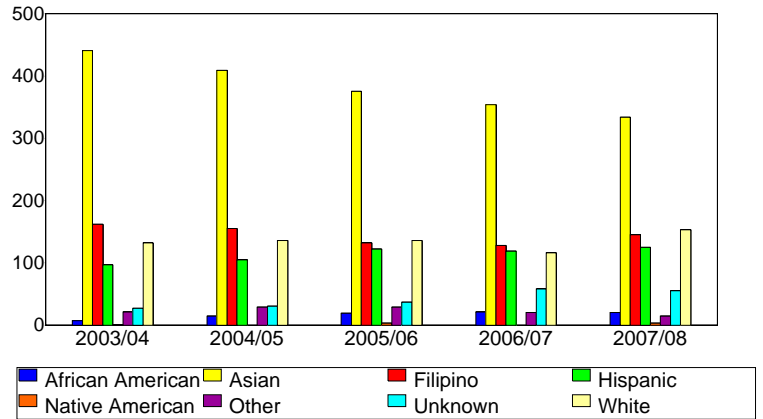
*Note: Counts and percents are based on census figures for summer, fall and spring except where noted.

**Note: The variations in total numbers each year within the demographic segments are due to changes students make from term to term in reporting their demographic status.

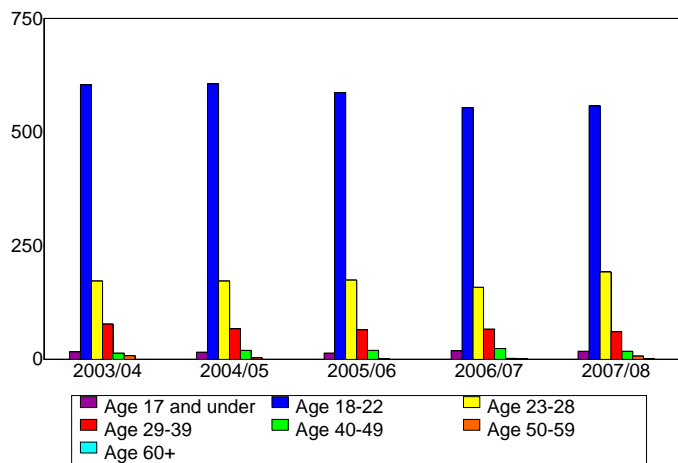
Enrollment by Gender



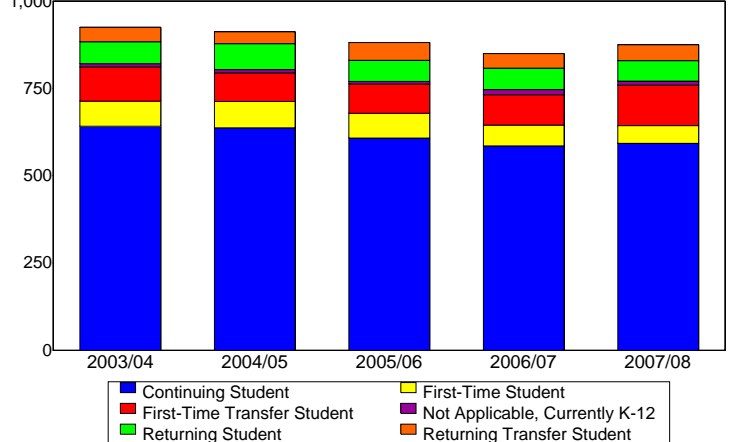
Enrollment by Ethnicity



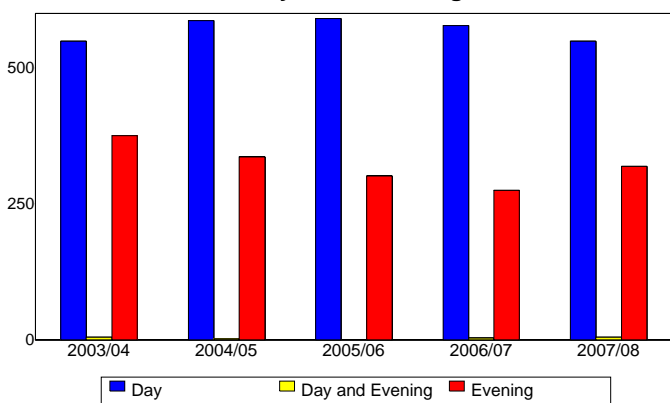
Enrollment by Student Age



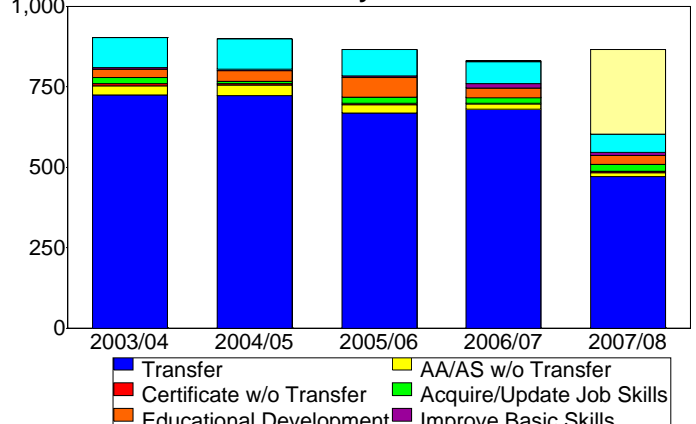
Enrollment by Enrollment Status



Enrollment by Course-Taking Pattern



Enrollment by Educational Goal



Source: SMCCCD Data Warehouse