

# Skyline College Enrollment Report - 2003/04 to 2007/08

## Enrollment by Year and by Term

2003/04	2004/05	2005/06	2006/07	2007/08	Change 06/07-07/08
15,270	14,524	14,356	14,307	15,235	6%

SU 03	SU 04	SU 05	SU 06	SU07	SP 04	SP 05	SP 06	SP 07	SP08	FA 03	FA 04	FA 05	FA 06	FA07
5,910	5,534	5,474	5,337	5,632	9,272	9,110	8,733	8,691	9,379	8,917	8,517	8,554	8,551	9,025

## Enrollment by Gender

	2003/04		2004/05		2005/06		2006/07		2007/08		Change 06/07-07/08	5 Year Row Total & Average	
Female	8,120	54%	7,898	54%	7,704	54%	7,654	53%	8,219	53%	7%	39,595	54%
Male	7,110	45%	6,586	45%	6,588	45%	6,576	45%	6,955	45%	6%	33,815	45%
Unreported	142	1%	139	1%	247	2%	290	2%	335	2%	16%	1,153	1%
<b>Column Total</b>	<b>15,372</b>	<b>100%</b>	<b>14,623</b>	<b>100%</b>	<b>14,539</b>	<b>100%</b>	<b>14,520</b>	<b>100%</b>	<b>15,509</b>	<b>100%</b>	<b>7%</b>	<b>74,563</b>	<b>100%</b>

## Enrollment by Ethnicity

	2003/04		2004/05		2005/06		2006/07		2007/08		Change 06/07-07/08	5 Year Row Total & Average	
African American	567	4%	564	4%	528	3%	509	3%	562	4%	10%	2,730	4%
Asian	4,226	28%	4,092	28%	4,061	28%	3,960	28%	4,103	27%	4%	20,442	28%
Filipino	2,636	18%	2,591	18%	2,532	18%	2,539	18%	2,754	18%	8%	13,052	18%
Hispanic	2,822	19%	2,682	19%	2,587	18%	2,642	18%	2,807	19%	6%	13,540	18%
Native American	75	0%	68	0%	68	0%	66	0%	76	0%	15%	353	0%
Other	413	3%	386	3%	392	3%	364	3%	357	2%	-2%	1,912	3%
White	4,016	25%	3,622	24%	3,480	23%	3,405	23%	3,575	22%	5%	18,098	24%
Unreported	621	4%	618	4%	895	6%	1,035	7%	1,276	8%	23%	4,445	6%
<b>Column Total</b>	<b>15,376</b>	<b>100%</b>	<b>14,623</b>	<b>100%</b>	<b>14,543</b>	<b>100%</b>	<b>14,520</b>	<b>100%</b>	<b>15,510</b>	<b>100%</b>	<b>7%</b>	<b>74,572</b>	<b>100%</b>

## Enrollment by Age

	2003/04		2004/05		2005/06		2006/07		2007/08		Change 06/07-07/08	5 Year Row Total & Average	
Under 18	710	3%	465	2%	559	3%	813	4%	768	4%	-6%	3,315	3%
Age 18-22	6,195	42%	6,030	44%	6,036	44%	5,874	43%	6,256	43%	7%	30,391	43%
Age 23-28	3,602	22%	3,556	23%	3,422	23%	3,367	22%	3,680	22%	9%	17,627	22%
Age 29-39	2,690	16%	2,510	16%	2,356	15%	2,250	14%	2,402	14%	7%	12,208	15%
Age 40-49	1,516	9%	1,344	9%	1,373	9%	1,350	8%	1,390	8%	3%	6,973	9%
Age 50-59	841	5%	808	5%	846	5%	874	5%	937	6%	7%	4,306	5%
Age 60+	327	2%	318	2%	326	2%	391	3%	542	3%	39%	1,904	3%
<b>Column Total</b>	<b>15,881</b>	<b>100%</b>	<b>15,031</b>	<b>100%</b>	<b>14,918</b>	<b>100%</b>	<b>14,919</b>	<b>100%</b>	<b>15,975</b>	<b>100%</b>	<b>7%</b>	<b>76,724</b>	<b>100%</b>

## Enrollment by Status

	2003/04		2004/05		2005/06		2006/07		2007/08		Change 06/07-07/08	5 Year Row Total & Average	
Continuing	9,084	62%	8,843	64%	8,457	63%	8,371	61%	8,854	61%	6%	43,609	62%
Currently K-12	666	3%	385	2%	510	2%	754	4%	714	4%	-5%	3,029	3%
First-Time	1,692	8%	1,526	7%	1,587	8%	1,601	8%	1,499	7%	-6%	7,905	8%
First-Time Transfer	2,192	10%	1,963	9%	1,986	9%	1,982	9%	2,377	11%	20%	10,500	10%
Returning	2,620	12%	2,669	12%	2,307	11%	2,296	11%	2,417	11%	5%	12,309	11%
Returning Transfer	1,110	5%	1,041	5%	1,419	7%	1,427	7%	1,608	7%	13%	6,605	6%
<b>Column Total</b>	<b>17,364</b>	<b>100%</b>	<b>16,427</b>	<b>100%</b>	<b>16,266</b>	<b>100%</b>	<b>16,431</b>	<b>100%</b>	<b>17,469</b>	<b>100%</b>	<b>6%</b>	<b>83,957</b>	<b>100%</b>

Source: SMCCCD Data Warehouse

### Enrollment by Units (Fall and Spring only)

	2003/04		2004/05		2005/06		2006/07		2007/08		Change 06/07-07/08	5 Year Row Total & Average	
Full-time	4,265	25%	4,135	25%	3,998	25%	3,994	25%	4,363	25%	9%	20,755	25%
Part-time	12,676	75%	12,353	75%	12,247	75%	12,154	75%	12,948	75%	7%	62,378	75%
<b>Column Total</b>	<b>16,941</b>	<b>100%</b>	<b>16,488</b>	<b>100%</b>	<b>16,245</b>	<b>100%</b>	<b>16,148</b>	<b>100%</b>	<b>17,311</b>	<b>100%</b>	<b>7%</b>	<b>83,133</b>	<b>100%</b>

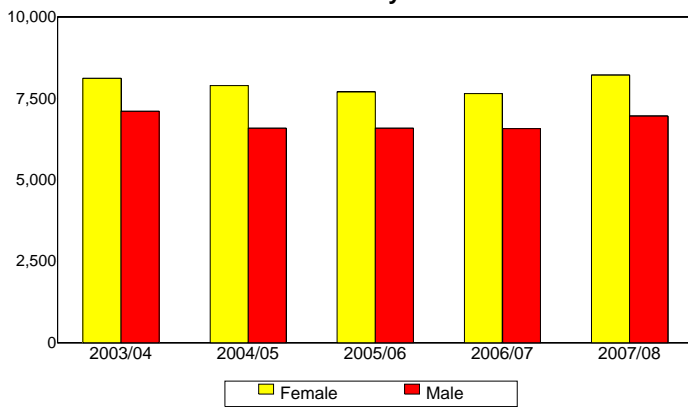
### Enrollment by Course-Taking Pattern

	2003/04		2004/05		2005/06		2006/07		2007/08		Change 06/07-07/08	5 Year Row Total & Average	
Day	7,152	41%	6,715	40%	6,651	40%	6,664	41%	7,344	41%	10%	34,526	40%
Evening	7,293	38%	6,881	38%	6,800	37%	7,083	40%	7,282	38%	3%	35,339	38%
Day and Evening	3,904	21%	4,012	23%	3,992	23%	3,455	20%	3,899	21%	13%	19,262	21%
<b>Column Total</b>	<b>18,349</b>	<b>100%</b>	<b>17,608</b>	<b>100%</b>	<b>17,443</b>	<b>100%</b>	<b>17,202</b>	<b>100%</b>	<b>18,525</b>	<b>100%</b>	<b>8%</b>	<b>89,127</b>	<b>100%</b>

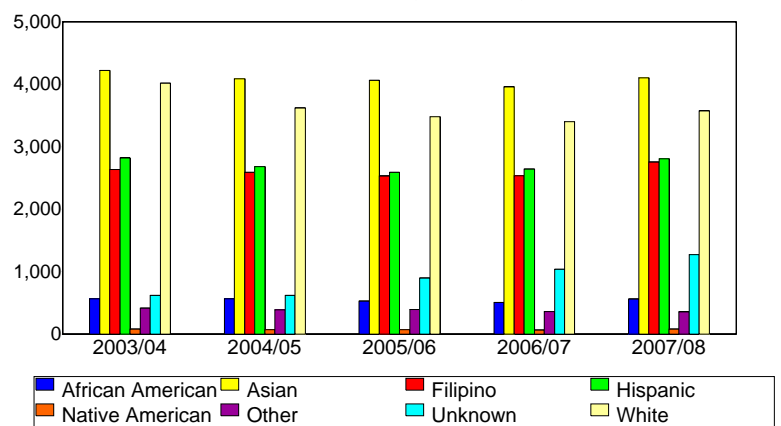
### Enrollment by Educational Goal

	2003/04		2004/05		2005/06		2006/07		2007/08		Change 06/07-07/08	5 Year Row Total & Average	
AA/AS w/o Transfer	1,276	8%	1,105	7%	855	6%	741	5%	713	4%	-4%	4,690	6%
Acquire/Update Job Skills	1,957	10%	1,796	10%	1,912	10%	1,842	10%	1,854	10%	1%	9,361	10%
Certificate w/o Transfer	989	5%	700	4%	452	3%	277	2%	351	2%	27%	2,769	3%
Complete HS Credits	233	1%	165	1%	221	1%	369	2%	542	3%	47%	1,530	2%
Educational Development	1,617	9%	1,442	8%	1,717	10%	1,683	9%	1,728	9%	3%	8,187	9%
Improve Basic Skills	1	0%	27	0%	101	0%	115	1%	392	2%	241%	636	1%
Transfer	8,592	55%	8,457	58%	8,186	58%	8,560	61%	6,157	40%	-28%	39,952	54%
Undecided	2,145	12%	1,950	12%	1,896	12%	1,765	11%	1,542	9%	-13%	9,298	11%
Unreported	34	0%	94	0%	119	1%	43	0%	3,740	21%	8,598%	4,030	5%
<b>Column Total</b>	<b>16,844</b>	<b>100%</b>	<b>15,736</b>	<b>100%</b>	<b>15,459</b>	<b>100%</b>	<b>15,395</b>	<b>100%</b>	<b>17,019</b>	<b>100%</b>	<b>11%</b>	<b>80,453</b>	<b>100%</b>

Enrollment by Gender



Enrollment by Ethnicity

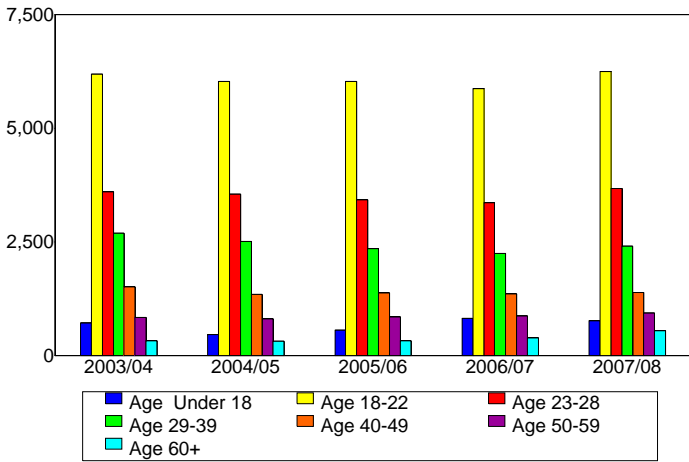


Source: SMCCCD Data Warehouse

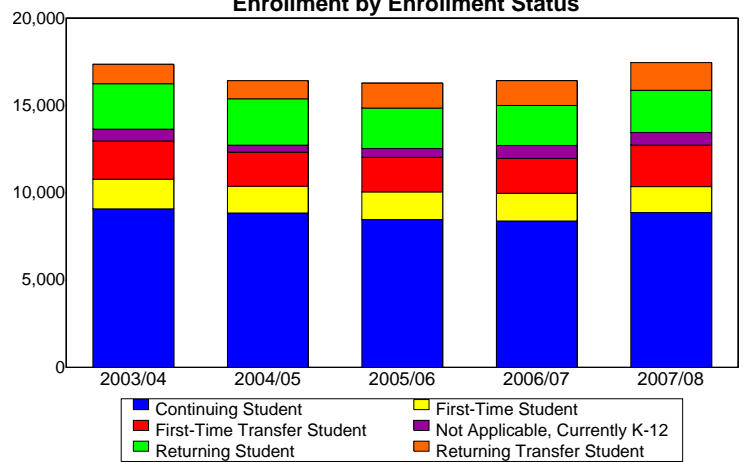
\*Note: Counts and percents are based on census figures for summer, fall and spring except where noted.

\*\*Note: The variations in total numbers each year within the demographic segments are due to changes students make from term to term in reporting their demographic status. It is therefore possible that a student be counted twice in a single year. For example, a student who is first-time in the fall term and continuing in the spring will be counted twice in a single year.

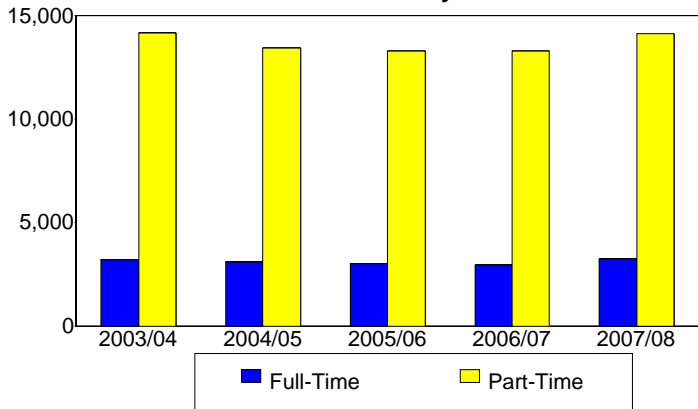
**Enrollment by Student Age**



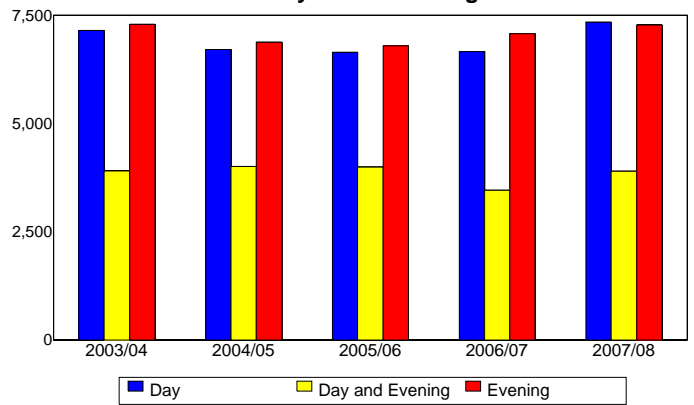
**Enrollment by Enrollment Status**



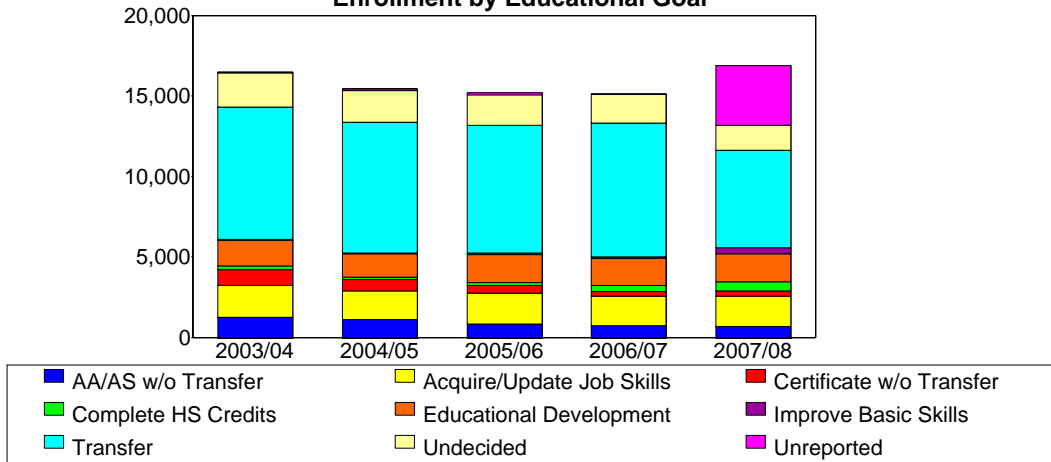
**Enrollment by Units**



**Enrollment by Course-Taking Pattern**



**Enrollment by Educational Goal**



Source: SMCCCD Data Warehouse