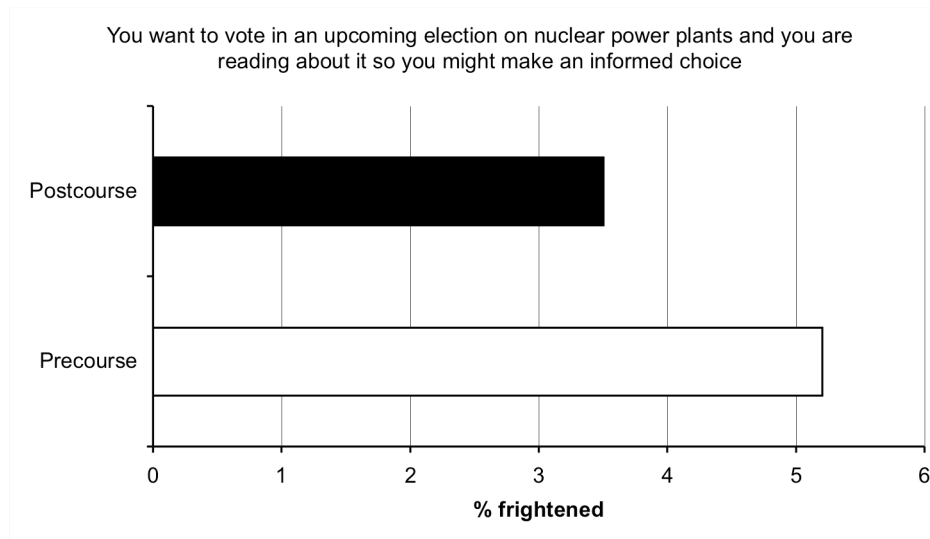


December 17, 2006

To: Nick Kapp, Sandra Hsu, Mel Zucker, Dean Williamson  
From: Chris Case  
Subject: General Education Biology SLO—quick summary\*

We used pre- and postcourse questionnaires for an indirect assessment of the G.E. SLO:

*Use the scientific knowledge and skills necessary for active citizenship.*



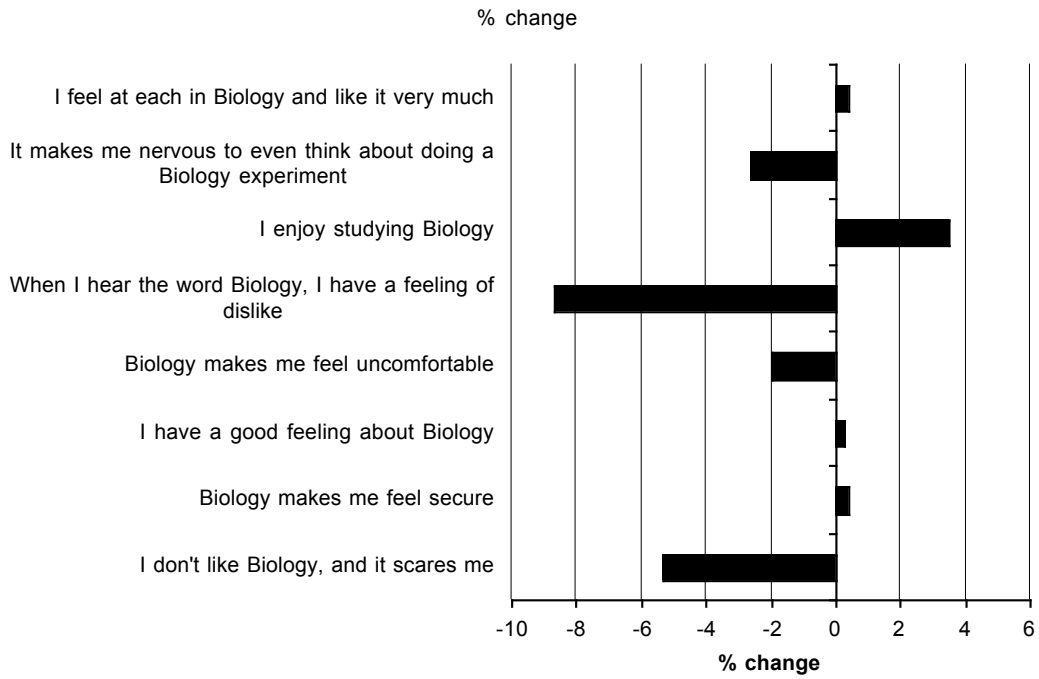
The questionnaires were distributed to students in all Biology 100s in August and in December. Approximately half of the students are at least in the second year of college; 58.4% have completed more than 16 units. The students are quite different from the Biology majors: all whom plan to transfer and 75% plan to transfer to a UC. Among the GE students: 72% of the students plan to transfer; 51% plan to transfer to SFSU (**Table 1**). 25% are majoring in Business (**Table 2**).

Students generally enjoyed Biology and are more comfortable in Biology after taking their Biology class (**Figures 1 and 2**).

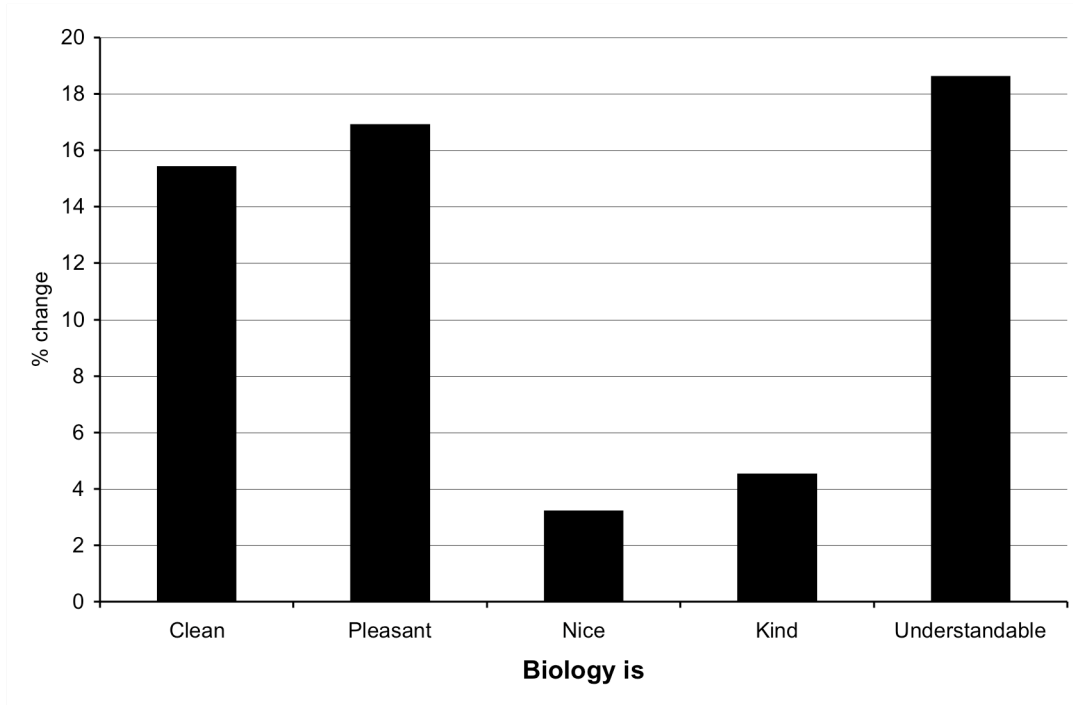
---

\* The complete questionnaire and Excel data are stored for use in our Program Review  
<<http://www.smccd.edu/accounts/skybio>>

**Figure 1.** Likert scale questions.



**Figure 2.** Semantic differential questions.



**Table 1. Plan to transfer to:**

| School          | Number |
|-----------------|--------|
| SFSU            | 83     |
| SJSU            | 21     |
| UCD             | 11     |
| USF             | 9      |
| SDSU            | 6      |
| CSUeB           | 4      |
| UCB             | 4      |
| UCSF            | 3      |
| UCLA            | 2      |
| CSU, Sac        | 2      |
| UCLA            | 2      |
| Cal Poly Pomona | 1      |
| Santa Clara     | 1      |
| UCSC            | 1      |
| SONOMA          | 1      |
| BOSTON U        | 1      |
| Amer U., Beirut | 1      |
| U. Hawaii       | 1      |
| Golden Gate     | 1      |
| CSU, Humboldt   | 1      |
| CSULB           | 1      |
| Oregon SU       | 1      |
| NDNU            | 1      |
| UOP             | 1      |
| U. Md           | 1      |
| Cal Poly, SLO   | 1      |
| UCSD            | 1      |
| Columbia        | 1      |

**Table 2. Majors**

| Major                 | Number |
|-----------------------|--------|
| Business              | 46     |
| Nursing               | 35     |
| Psychology            | 24     |
| Biology               | 8      |
| Liberal studies       | 6      |
| Accounting            | 6      |
| Criminal justice      | 5      |
| Auto                  | 5      |
| English               | 4      |
| Biochemistry          | 4      |
| Social work           | 3      |
| Pre med               | 3      |
| Political science     | 3      |
| Kinesiology           | 3      |
| Journalism            | 3      |
| Communications        | 3      |
| Physical therapy      | 3      |
| Veterinary medicine   | 2      |
| Law                   | 2      |
| Health science        | 2      |
| Film                  | 2      |
| Fire tech             | 2      |
| FCS                   | 1      |
| Univ. studies         | 1      |
| Sociology             | 1      |
| Pre-dental            | 1      |
| Philosophy            | 1      |
| Pharmacy              | 1      |
| Paralegal             | 1      |
| Math                  | 1      |
| Interior design       | 1      |
| Health info tech      | 1      |
| Graphic design        | 1      |
| Forensics             | 1      |
| Fashion merchandising | 1      |
| Economics             | 1      |
| Dental Assist         | 1      |
| Cosmetology           | 1      |
| CIS                   | 1      |
| Chemistry             | 1      |
| Art history           | 1      |
| Architecture          | 1      |
| Allied health         | 1      |

33% voted in the November election compared to 28% voting in the June primary. The primary reason for not voting in November was not a citizen (56%) (Figure 3).

**Figure 3.** Questions asking whether students voted in the last election. (June primary in the precourse questionnaire; November general election in the postcourse questionnaire.)

