

Guitar III & Guitar IV 3rd night

- Music 379 – 380 Guitar III and Guitar IV,
Guitar Ensemble Mus 383 Frank
Markovich
- To contact me – Preferred method is
email!!
 - markovich@smccd.edu
 - Phone 650-358-6889 mailbox 19246
- Class is 7:00 to 10:00PM every Thursday

Last Week

- Anyone want to discuss.
- Suggest if you want an escort after class you set it up.
- Many of you saw Adam Last week – Comments.
- Still some registration problems. If you are one see me during break or at the end of class!

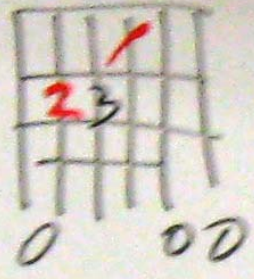
New topic

- Common fingering patterns.
- This is what I presented to Guitar I and II students and ideas I am working on.
- It applies to chords as a start but also to scales etc.
- Application could be a huge learning jump. As much or more than CAGED for some of you.
- Will start with simple chords.
- Then go over more complex chords over time.

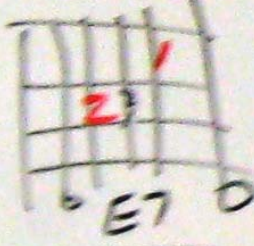
A₇

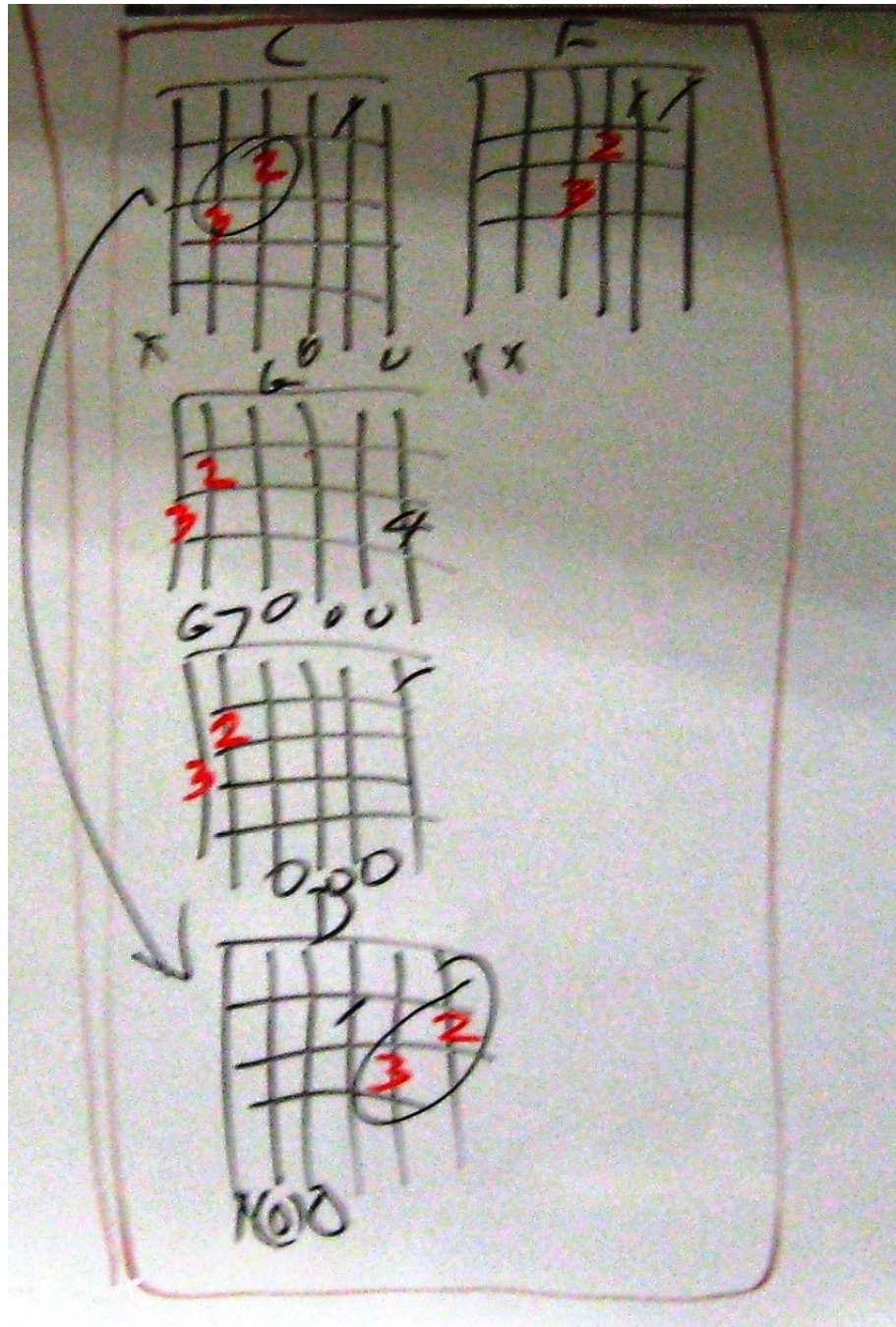


D_m



A_m





Also works with scales

- Next page has patterns that we have used for warm-ups.
- Extending these will yield all the common patterns.

There are a total of 24 patterns

- You can do 6 patterns starting on each finger.
- For example starting with the index you could do:
 - 1 2 3 4
 - 1 2 4 3
 - 1 3 2 4
 - 1 3 4 2
 - 1 4 2 3
 - 1 4 3 2
- Write all the patterns out.
- Do one or two patterns per day as a warm up.

All 24 patterns

1234 2134 3124 4123

1243 2143 3142 4132

1324 2314 3214 4213

1342 2341 3241 4231

1423 2413 3412 4312

1432 2413 3421 4321

How to extend

- Only extensions are 1 fret up or 1 fret down.
- For example, for the 1st finger it can stretch 1 fret down. So in 2nd position you could have
 - Finger 1 2 3 4
 - Fret 1 3 4 5 – first finger stretches down.
- Or for the 4th finger stretch up the neck. Again 2nd position
 - Finger 1 2 3 4
 - Fret 2 3 4 6 – 6th finger stretches down.

Can practice with all 24 patterns with a stretch up or down the fingerboard.
Very common in modern scales when playing scales 3 notes per string.