

Amazing Grace

From simple to complex

Start with basic song.

3/4 ||: G | | C | G | | | D7 | | G
Amazing Grace, how sweet the sound, That saved a wretch like me. I once was
G | C | G | | D7 | G | :|| D7 | C | G ||
lost, but now am found, Was blind, but now I see. now I see

Now for the 1st chord

- To jazz it up – can't play just a major chord. Think of the G and C as major 7th's at a minimum.

3/4 ||: GMaj7 | |C Maj7 |G Maj7 | | |D7 | |G Maj7
Am azing Grace, how sweet the sound, That saved a wretch l ike me. I once was

G Maj7 |C Maj7|G Maj7 | | |D7 |G Maj7 | :||D7 | C Maj7 | G Maj7
lost, but now am found,Was blind, but now I see. now I see

OK First chords

- G Major 7.
- So could substitute in a Bm7. Try it and decide if you like it.

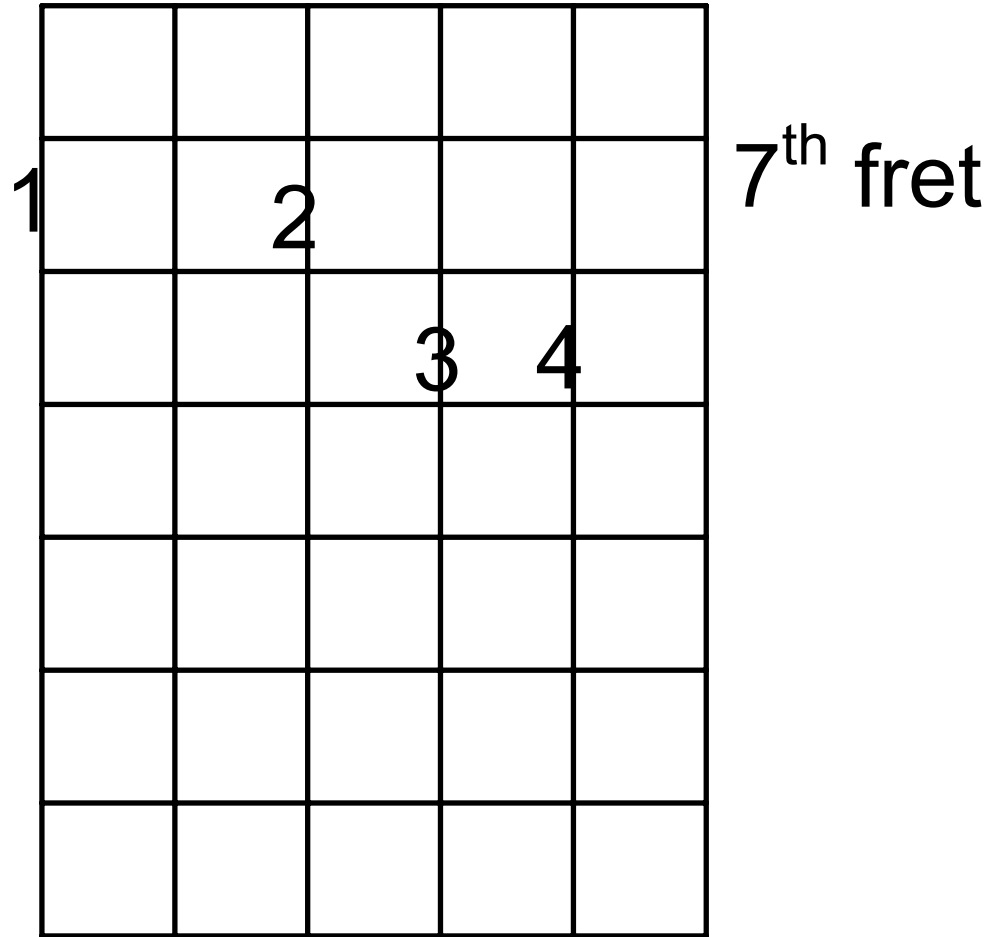
So $\frac{3}{4}$ |: GMaj7 | Bm7 | Cmaj7 etc.

The B in the bass really helps the movement.

Another sub can be B7 #5

- This will take some explaining but used from G to C.
- So the melody is a G for part of the so that would be a #5 in relation to the Bm.
- Then the D# works as follows – G major the 5th is D and then C the 3rd is E. The D# is a passing note (Chromatic) from the D to the E or from the G major to C major.

B7#5



Other examples

- Georgia goes from GMaj7 to B7#5 to Em7 (Substitute for CMaj7) for the 1st 3 chords.
- Following has Georgia in the Key of F.
 - F becomes G
 - A becomes B
 - D becomes E.

Georgia On My Mind

F A7 Dm7 C7 Bb Bdim
Georgia, Georgia, the whole day through
F Adim Gm7 C7 A7 D7 G7 C7
Just an old sweet song keeps Georgia on my mind
F A7 Dm7 C7 Bb Bdim
Georgia, Georgia, a song of you
F Adim Gm7 C7 F Bb F A7
Comes sweet and clear as moonlight through the pines

Dm7 Gm7 Dm7 Bb
Other arms reach out to me
Dm7 Gm7 Dm7 Gm7
Other eyes smile tenderly
Dm Bb F Ebdim Dm7 F#dim Gm7 C7
Still in peaceful dreams I see the road leads back to you

F A7 Dm7 C7 Bb Bdim
Georgia, Georgia, no peace I find
F Adim Gm7 C7 F Bb F C7
Just an old sweet song keeps Georgia on my mind

Dm7 Gm7 Dm7 Bb
Other arms reach out to me
Dm7 Gm7 Dm7 Gm7
Other eyes smile tenderly
Dm Bb F Ebdim Dm7 F#dim Gm7 C7
Still in peaceful dreams I see the road leads back to you

F A7 Dm7 C7 Bb Bdim
Georgia, Georgia, no peace I find
F Adim Gm7 C7 A7 D7
Just an old sweet song keeps Georgia on my mind
Gm7 C7 F F Eb Bb
Just an old sweet song keeps Georgia on my mind
F F Eb Bb
On my mind

Repeat till end

Many other songs use this

- . I've used it in Someday My Prince Will Come.
- Look for using it other songs. You must be careful on the melody.

To hear it

- OK lets play the parts individually.
- Bass line first – each note is 3 beats or 1 measure.
- Play a Low G (3rd fret – 6th string) for 1 measure.
- Then a B (7th fret – 6th string) for 1 measure.
- Then a C (8th fret – 6th string).
- I will play the melody while you play that.

Now the moving inside voice

- Top note – each note is 3 beats or 1 measure.
- Play a D (3rd fret – 2nd string) for 1 measure.
- Then a D# (4th fret – 2nd string) for 1 measure.
- Then a E (5th fret – 2th string).
- I will play the melody while you play that.

Now the constant note of G

- Play the 3rd string open for 3 measures.
- I will play the melody.

Combine all 3

- $1/3^{\text{rd}}$ of the class plays the bass.
- $1/3^{\text{rd}}$ of the class plays the top note.
- $1/3^{\text{rd}}$ of the class plays the held G.
- I will play the melody.
- Really try to hear each part.

Now play a C6 for CMaj7

- This is a great substitute.
- The A is also found in the B7#5 (it is the 7th of the chord).
- By using it a another common note it ties things together.

Now add in the following

- One measure each.
- G 4th string 5th fret.
- To 2 measures of A (4th string – 7th fret).
- Lets do 4 parts for the class.
- Other 3 groups do what we did already and 1/4th of the class does this.
- Again I will play the melody.
- Do you hear it!

Lots for just the 1st 3 measures

Lets play it now.

3/4 ||: GMaj7 |B7#5 |C Maj6 |G Maj7 | | | |D7 | |G Maj7
Am azing Grace, how sweet the sound, That saved a wretch l ike me. I once was

G Maj7 |C Maj7|G Maj7 | | |D7 |G Maj7 | :||D7 | C Maj7 | G Maj7
lost, but now am found,Was blind, but now I see. now I see

4th & 5th measures

- Can leave the Gmaj7 there.
- Now for the 5th measure use the relative minor to G which is an Em – make it a 7th so Em7.
- The 6th measure now has to be dealt with.

6th measure

- Well how about back cycling.
- The 7th measure is D7
- The 5th of D is A.
- If we made it a A7 the C# may be a problem. Listen to the melody.
- Other choice is Am7 (which is in the key of G so it makes sense).

OK – Lets try it now

3/4 ||: GMaj7 |B7#5 |C Maj6 |G Maj7 |Em7 | Am7 |D7 | |G Maj7

Am azing Grace, how sweet the sound, That saved a wretch l ike me. I once was

G Maj7 |C Maj7|G Maj7 | |D7 |G Maj7 | :||D7 | C Maj7 | G Maj7
lost, but now am found,Was blind, but now I see. now I see

Application of idea 1

3/4 ||: GMaj7 | B7#5 | C Maj6 | G Maj7 | Em7 | Am7 | D7 | | G Maj7
Am azing Grace, how sweet the sound, That saved a wretch l ike me. I once was

B7#5 | C Maj6|G Maj7 | | | D7 | G Maj7 | :|| D7 | C Maj7 | G Maj7
lost, but now am found, Was blind, but now I see. now I see

Now back-cycling again

3/4 ||: GMaj7 |B7#5 |C Maj6 |G Maj7 |Em7 | Am7 |D7 | |G Maj7
Am azing Grace, how sweet the sound, That saved a wretch l ike me. I once was

B7#5 |C Maj6|G Maj7 |Am7 |D7 |G Maj7 | :|| |D7 | C Maj7 | G Maj7
lost, but now am found,Was blind, but now I see. now I see

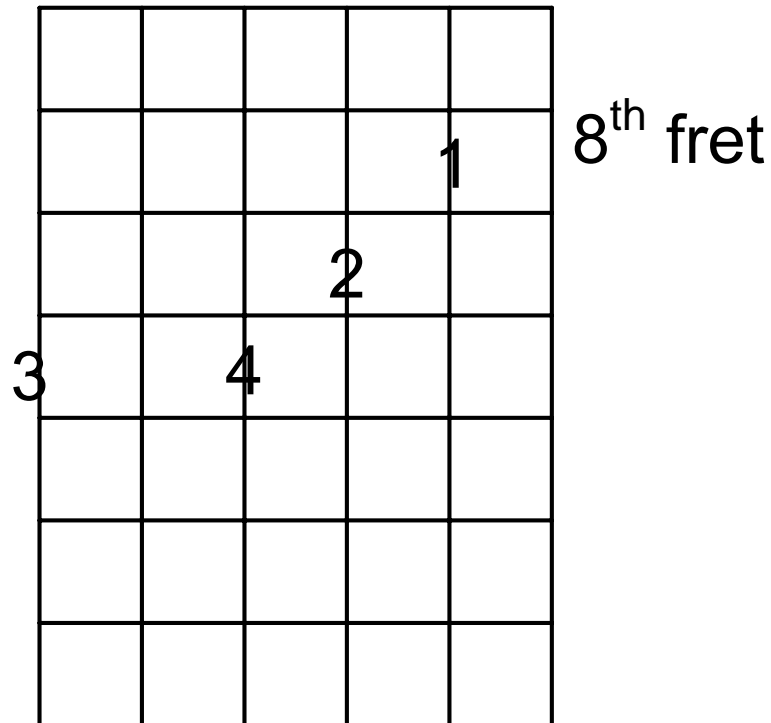
Really work on hearing this

- Play with 2 people – one the chords and another one the melody.
- It does work.
- We aren't done yet – only subs are for the major chords.
- Next we will work on the D7 (7th chord).
- Again can play any 7th and as long as it doesn't clash with the melody it should work.

OK D7

- How about playing D11.

D11



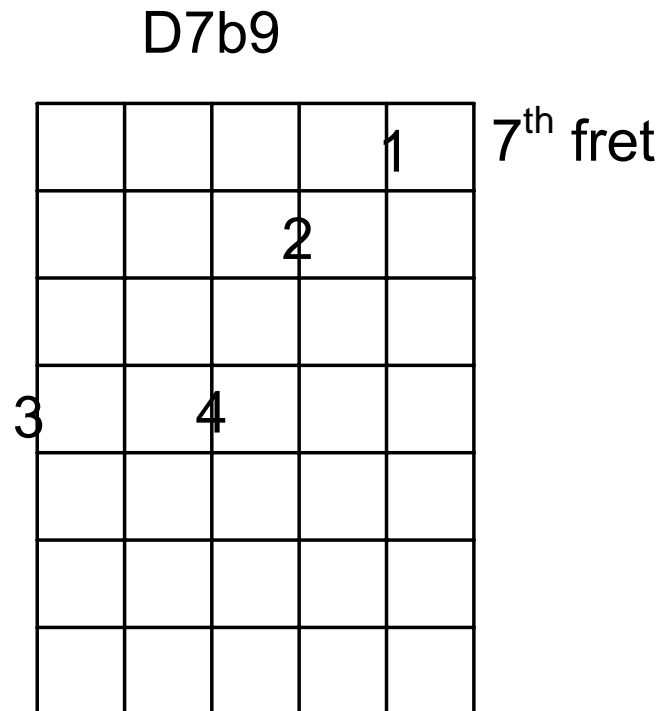
Now

3/4 ||: GMaj7 |B7#5 |C Maj6 |G Maj7 |Em7 | Am7 |D11 | |G Maj7
Am azing Grace, how sweet the sound, That saved a wretch l ike me. I once was

B7#5 |C Maj6|G Maj7 |Am7 |D7 |G Maj7 | :|| |D7 | C Maj7 | G Maj7
lost, but now am found, Was blind, but now I see. now I see

Don't want 2 measures of the same chord

- So D11 to D7b9. This chord is difficult!
- From the D11 move the 1st and 2nd fingers down 1 fret each.



Again

3/4 ||: GMaj7 |B7#5 |C Maj6 |G Maj7 |Em7 | Am7 |D11 | D7b9 |G Maj7
Am azing Grace, how sweet the sound, That saved a wretch l ike me. I once was

B7#5 |C Maj6|G Maj7 |Am7 |D7 |G Maj7 | :|| |D7 | C Maj7 | G Maj7
lost, but now am found,Was blind, but now I see. now I see

Now D11 for the last D7

3/4 ||: GMaj7 |B7#5 |C Maj6 |G Maj7 |Em7 | Am7 |D11 |D7b9 |G Maj7
Am azing Grace, how sweet the sound, That saved a wretch l ike me. I once was

B7#5 |C Maj6|G Maj7 |Am7 |D11 |G Maj7 | :|| |D7 | C Maj7 | G Maj7
lost, but now am found, Was blind, but now I see. now I see

End

- The melody ends on what note?
- Yes play it.
- So how about a church ending – instead of just a GMaj7 you can go CMaj7 to GMaj7 – think of the A-men.

3/4 ||: GMaj7 | B7#5 | C Maj6 | G Maj7 | Em7 | Am7 | D11 | D7b9 | G Maj7
Am azing Grace, how sweet the sound, That saved a wretch l ike me. I once was

B7#5 | C Maj6|G Maj7 | Am7 | D11 | C Maj7 | G Maj7 :|| | D7 | C Maj7 | G M.
lost, but now am found, Was blind, but now I see. now I see

Now what about walking down the scale with the CMaj7 – 1 beat each.

CMaj7 Bm7 Am7 and next measure the GMaj7

Just about done

3/4 ||: GMaj7 |B7#5 |C Maj6 |G Maj7 |Em7 | Am7 |D11 | D7b9 |G Maj7

Am azing Grace, how sweet the sound, That saved a wretch l ike me. I once was

B7#5 |C Maj6|G Maj7 |Am7 |D11 |C Maj7 Bm7 Am7 | G Maj7 :||

lost, but now am found, Was blind, but now I see.

Now final

- Back cycling.
- Play 1 beat of GMaj7 then the 5 of G is D. Just play a D note or the DII, or even a D7

About as far as we will go

3/4 ||: GMaj7 |B7#5 |C Maj6 |G Maj7 |Em7 | Am7 |D11 | D7b9 |G Maj7
Am azing Grace, how sweet the sound, That saved a wretch l ike me. I once was

B7#5 |C Maj6|G Maj7 |Am7 |D11 |C Maj7 Bm7 Am7 | G Maj7 D11 D11 :||
lost, but now am found, Was blind, but now I see.

Make sure you hear this

- You must play it many times to get this into your ear.
- Once you have done it and can really hear it you can apply to many other songs.
- Another thing to try is arpeggiating the chords. Or playing with various rhythmic ideas.

Now with A7 instead of Am7

- To me I like this but it is a little more out there.

3/4 ||: GMaj7 |B7#5 |C Maj6 |G Maj7 |Em7 | A7 |D7 | |G Maj7
Am azing Grace, how sweet the sound, That saved a wretch I ike me. I once was

B7#5 |C Maj6|G Maj7 | |D7 |G Maj7 | :||D7 | C Maj7 | G Maj7
lost, but now am found,Was blind, but now I see. now I see

3/4 ||: GMaj7 |B7#5 |C Maj6 |G Maj7 |Em7 | A7 |D7 | |G Maj7
Am azing Grace, how sweet the sound, That saved a wretch I ike me. I once was

B7#5 |C Maj6|G Maj7 |A7 |D7 |G Maj7 | :|| |D7 | C Maj7 | G Maj7
lost, but now am found,Was blind, but now I see. now I see

3/4 ||: GMaj7 |B7#5 |C Maj6 |G Maj7 |Em7 | A7 |D11 | |G Maj7

Am azing Grace, how sweet the sound, That saved a wretch l ike me. I once was

B7#5 |C Maj6|G Maj7 |A7 |D7 |G Maj7 | :|| |D7 | C Maj7 | G Maj7 | |
lost, but now am found,Was blind, but now I see. now I see

3/4 ||: GMaj7 |B7#5 |C Maj6 |G Maj7 |Em7 | A7 |D11 |D7b9 |G Maj7

Am azing Grace, how sweet the sound, That saved a wretch l ike me. I once was

B7#5 |C Maj6|G Maj7 |A7 |D7 |G Maj7 | :|| |D7 | C Maj7 | G Maj7 | |
lost, but now am found,Was blind, but now I see. now I see

3/4 ||: GMaj7 |B7#5 |C Maj6 |G Maj7 |Em7 | A7 |D11 | D7b9 |G Maj7
Am azing Grace, how sweet the sound, That saved a wretch I like me. I once was

B7#5 |C Maj6|G Maj7 |A7 |D11 |G Maj7 | :|| |D7 | C Maj7 | G Maj7
lost, but now am found,Was blind, but now I see. now I see

3/4 ||: GMaj7 |B7#5 |C Maj6 |G Maj7 |Em7 | A7 |D11 | D7b9 |G Maj7
Am azing Grace, how sweet the sound, That saved a wretch I like me. I once was

B7#5 |C Maj6|G Maj7 |A7 |D11 |C Maj7 | G Maj7 :|| |D7 | C Maj7 | G M.
lost, but now am found,Was blind, but now I see. now I see

3/4 ||: GMaj7 |B7#5 |C Maj6 |G Maj7 |Em7 | A7 |D11 | D7b9 |G Maj7
Am azing Grace, how sweet the sound, That saved a wretch I like me. I once was

B7#5 |C Maj6|G Maj7 |A7 |D11 |C Maj7 Bm7 A7 | G Maj7 :||
lost, but now am found,Was blind, but now I see.

3/4 ||: GMaj7 |B7#5 |C Maj6 |G Maj7 |Em7 | A7 |D11 | D7b9 |G Maj7
Am azing Grace, how sweet the sound, That saved a wretch I like me. I once was

B7#5 |C Maj6|G Maj7 |A7 |D11 |C Maj7 Bm7 A7 | G Maj7 D11 D11 :||
lost, but now am found,Was blind, but now I see.

If playing with others

- Agree on any re-harmonizing!
- If you are the only chordal instrument it is not an issue.
- Bass player can play the regular changes and it still works.