


1. Sketch and label lines with the indicated slopes.

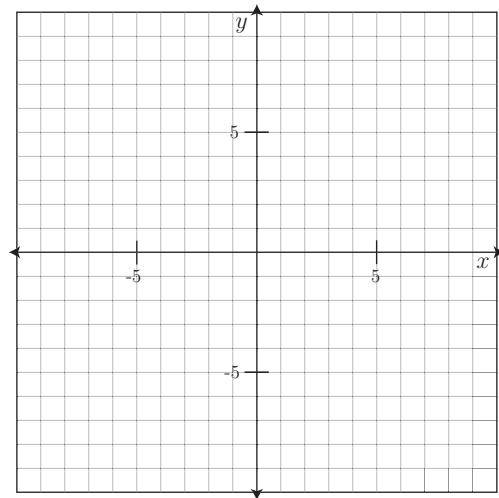
- (a)  $m$  is positive and large.
- (b)  $m$  is positive and close to zero.
- (c)  $m$  is negative and close to zero.
- (d)  $m < -2$

Arrange the lines above (a – d) in order from least slope to greatest slope:

\_\_\_\_\_ < \_\_\_\_\_ < \_\_\_\_\_ < \_\_\_\_\_



2. Graph two different lines with slope  $\frac{3}{4}$ .



3. Write the equation of a line parallel to  $y = \frac{2}{3}x - 4$ .

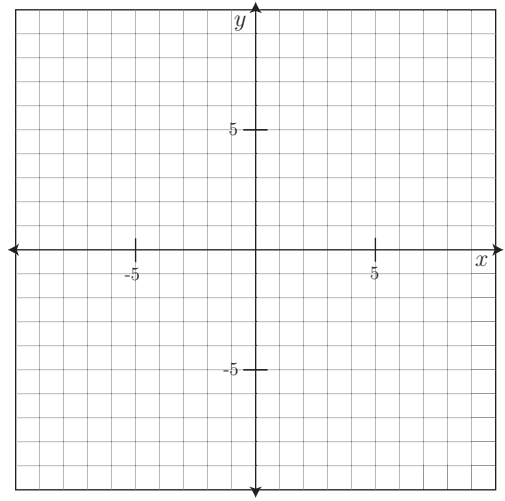
4. Make a table for the equation  $y = \frac{7}{2}x + 3$ .

$x$					
$y$					

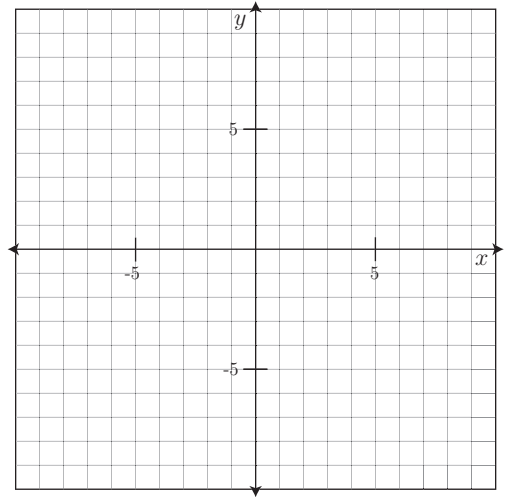
5. Find the equation for the table below.

$x$	-6	-3	0	3	6
$y$	12	7	2	-3	-8

6. (a) Graph the equation  $y = \frac{2}{3}x - 4$   
 (b) Plot the point  $(-3, 5)$   
 (c) Draw the line through  $(-3, 5)$  that is parallel to  $y = \frac{2}{3}x - 4$ .



7. (a) Graph the equation  $y = -\frac{5}{4}x + 3$   
 (b) Plot the point  $(-6, -2)$   
 (c) Draw the line through  $(-6, -2)$  that is perpendicular to  $y = -\frac{5}{4}x + 3$ .



8. Write the equation of the line below.

